



2014 FOOTBALL RECORD BOOK

VALDOSTA STATE FOOTBALL

QUICK FACTS

Location	Valdosta, Ga.
Founded	1906
Enrollment	11,500
Nickname	Blazers
Colors	Red (PMS 186) and Black
Athletic Affiliation	NCAA Division II
Conference	Gulf South
Interim President	Dr. William McKinney
Athletic Director	Herb Reinhard
Website	www.vstateblazers.com

FOOTBALL STAFF

Head Coach	David Dean
Alma Mater	Georgia State, 1986
Collegiate Record (Years)	60-21 (7)
Record at VSU (Years)	60-21 (7)
Office Phone	(229) 333-5844
Best Time To Call	Contact SID
Offensive Coordinator / Offensive Line	Andy Richman
Co-Defensive Coordinator / Defensive Backs / Special Teams	Seth Wallace
Linebackers	Bubba Walker
Quarterbacks	Andy Froman
Defensive Line	Dwight Smith
Running Backs	Nick Coulson
Strength and Conditioning	Michael Doscher
Head Certified Athletic Trainer	Russ Hoff
Football Secretary	Debi Frocks

PROGRAM HISTORY

First Year of Football	1982
Overall All-Time Record	248-113-4
Overall Gulf South Record	163-79-3
Gulf South Championships	6 (1996, 2000, 2001, 2002, 2004, 2010)
NCAA Championships	3 (2004, 2007, 2012)
NCAA Playoff Appearances	12 (1994, 1996, 2000, 2001, 2002, 2003, 2004, 2005, 2007, 2008, 2010, 2012)
NCAA Postseason Play Record	19-9
2013 Record	6-4
2013 Gulf South Record	3-3
2013 Gulf South Finish	4th
Letterwinners Returning / Lost	52 / 21
Starters Returning / Lost	13 / 12 (7 / 4 offense, 4 / 7 defense, 2 / 1 special teams)

SPORTS INFORMATION

Sports Information Director	Shawn Reed
Reed's Email	msreed@valdosta.edu
Reed's Office Phone	(229) 333-5903
Reed's Cell Phone	(229) 563-2505
Assistant Sports Information Director	Matt Malone
Malone's Email	mwmalone@valdosta.edu
Malone's Office Phone	(229) 245-4390
Sports Information Fax	(229) 333-5972
Press Box Phone	(229) 245-3779
Mailing Address	1500 N. Patterson St. Valdosta, GA 31698

TABLE OF CONTENTS

Table of Contents	2
Quick Facts	2
<u>2013 IN REVIEW</u>	
2013 Game Recaps	4-8
2013 Team Stats	9
2013 Individual Stats	9-11
2013 NCAA and GSC Stat Rankings	11
2013 Defensive Stats	12
2013 Game-by-Game Starters	13
2013 Participation	14
2013 Superlatives	15
2013 Final GSC Standings	16
2013 Blazer Honors	16
2013 Final National and Regional Polls	16

BLAZER HISTORY

VSU and the Harlon Hill Trophy	18
VSU Athletic Hall of Fame	19
Blazers in the Pros	20
Individual Accolades	21-23
All-Time Lettermen	24-26
Valdosta State and the NCAA Playoffs	27-31
Valdosta State and the NCAA Division II Rankings	32-33
Yearly Records/Attendance/Shutouts/Milestone Victories	33
Series Results	34-36
Year-by-Year Results	37-39
Team Year-by-Year Stats	40
Annual Leaders	41-42
Team Single Game Records	43-44
Team Single Season Records	45
Individual Single Game Records	46-48
Individual Single Season Records	49-50
Individual Career Records	51-52
Coaching Records	52
Bazemore-Hyder Stadium Records	53





2013 SEASON REVIEW

VALDOSTA STATE FOOTBALL

GAME 1

NO. 1 VALDOSTA STATE 36, FORT VALLEY STATE 21

MACON, Ga. - Valdosta State tallied 454 yards of total offense as the Blazers defeated Fort Valley State 36-21 at Henderson Stadium.

After Fort Valley State opened the scoring on its first drive of the game, Valdosta State took the lead for good as it scored 15 unanswered points, including a **Jeremy Grable** return of a blocked point after attempt on the FVSU extra point try.

After a Wildcat safety, VSU added two additional touchdowns before the half to build a 29-8 lead entering halftime intermission.

The Blazers added their final touchdown of the game on their first possession of the second half as **Willie Downs** caught a 38-yard pass from **Cayden Cochran**.

Fort Valley State trimmed into its lead with a touchdown with four minutes remaining in the third quarter and later added a score midway through the fourth quarter, but got no closer as the Blazer defense stiffened.

Valdosta State tallied 169 rushing yards and 285 through the air. **Cedric O'Neal** rushed for 94 yards and a touchdown in the game while Downs caught three passes for 97 yards and two scores. **Justin Williams** had 10 tackles, including three for loss, to lead VSU defensively while **Lance Holder** finished with eight tackles and an interception.

GAME 2

NO. 1 VALDOSTA STATE 41, SHORTER 0

VALDOSTA, Ga. - Valdosta State recorded its first shutout in nearly three years as the Blazers defeated Shorter 41-0 at Bazemore-Hyder Stadium.

The shutout was the first for the Blazers since VSU defeated North Alabama 5-0 on October 14, 2010, a span of 30 games.

After struggling some in the first half, Valdosta State's offense came alive in the second half as it scored on four of its first six possessions of the frame. Leading 13-0 entering the second half, the Blazers opened the second half with a 65-yard touchdown catch by **Reginald Lewis** before adding a two-yard scoring reception by **Trent McGuire** on their next possession. **Cedric O'Neal** added a third score on a 38-yard run two drives later while **Austin Scott** scored on a 45-yard run in the fourth quarter.

The two teams played a scoreless first quarter before **Seantavius Jones** caught a 22-yard pass in the second quarter and, less than two minutes later, Scott scored on an 18-yard run to put the Blazers in front by 13 entering the halftime intermission.

Shorter had its opportunities to score in the game as it missed two field goals and also lost a pair of fumbles inside the VSU 20 yard line in the fourth quarter, two of four Hawk fumbles in the contest.

Scoring	1	2	3	4	F
Valdosta State	15	14	7	0	36
Fort Valley State	6	2	6	7	21

Scoring	1	2	3	4	F
Valdosta State	0	13	21	7	41
Shorter	0	0	0	0	0

First Quarter

FVSU	12:49	Smith 6-yard run (kick blocked)
VSU	12:49	Grable PAT Return
VSU	10:55	Lewis 16-yard pass from Cochran (Bailey kick)
VSU	2:07	O'Neal 69-yard run (kick failed)

Second Quarter

FVSU	13:01	Lamar safety
VSU	8:29	Cochran 2-yard run (Bailey kick)
VSU	1:16	Downs 42-yard pass from Cochran (Bailey kick)

Third Quarter

VSU	13:01	Downs 38-yard pass from Cochran (Bailey kick)
FVSU	4:03	Sanders 3-yard run (rush failed)

Fourth Quarter

FVSU	7:38	Smith 4-yard run (Ward kick)
------	------	------------------------------

Team Statistics

	VSU	FVSU
First Downs	18	20
Rushes-Yards (Net)	28-169	42-71
Passes Comp-Att-Int	20-32-2	17-37-1
Passing Yards (Net)	285	287
Total Offense (Plays-Yards)	60-454	79-358
Return Yards	102	157
Punts (Number-Avg.)	4-30.5	8-36.1
Fumbles-Lost	3-1	1-0
Penalties-Yards	10-95	12-90
Sacks By (No.-Yards)	4-12	0-0
Time of Possession	27:10	32:50
Attendance	5,161	

Individual Stats

Rushing: VSU - O'Neal 9-94; A. Scott 10-79; Cochran 5-3; Schlechter 1-0; Gaye 1-(minus 2); Ridley 1-(minus 3). **FVSU** - Smith 18-41; Sanders 8-22; Hill 6-13; Bellamy 7-(minus 2); McDaniels 3-(minus 3).

Passing: VSU - Cochran 20-32-2-285. **FVSU** - Smith 17-37-1-287.

Receiving: VSU - Lewis 6-95; Jones 4-58; Downs 3-97; Anderson 2-15; Waiters 2-12; McNair 1-3; McGuire 1-3; Scott 1-2. **FVSU** - Warren 4-58; Smith 3-122; Jordan 2-21; Bellamy 2-15; Sanders 2-2; Hill 1-32; Watson 1-26; James 1-6; Stroman 1-5.

Second Quarter

VSU	13:05	Jones 22-yard pass from Cochran (kick failed)
VSU	11:17	A. Scott 18-yard run (Pistelli kick)

Third Quarter

VSU	13:20	Lewis 65-yard pass from Cochran (Pistelli kick)
VSU	7:05	McGuire 2-yard pass from Cochran (Pistelli kick)
VSU	1:42	O'Neal 38-yard run (Pistelli kick)

Fourth Quarter

VSU	7:33	A. Scott 45-yard run
-----	------	----------------------

Team Statistics

	VSU	SU
First Downs	21	17
Rushes-Yards (Net)	33-233	48-105
Passes Comp-Att-Int	13-26-0	13-20-0
Passing Yards (Net)	185	207
Total Offense (Plays-Yards)	59-418	68-312
Return Yards	43	109
Punts (Number-Avg.)	4-43.0	7-32.9
Fumbles-Lost	2-2	5-4
Penalties-Yards	7-55	8-91
Sacks By (No.-Yards)	6-38	0-0
Time of Possession	21:33	38:27
Attendance	3,912	

Individual Stats

Rushing: VSU - A. Scott 12-124; O'Neal 8-64; N. Davis 2-25; Cochran 6-14; Nobles 2-10. **SU** - McCoy 15-40; Helvie 4-29; Hughes 7-29; Wilson 2-11; Moon 1-7; Askew-Wyatt 1-3; Dodson 18-(minus 14).

Passing: VSU - Cochran 11-23-0-177; Nobles 2-3-0-8. **SU** - Dodson 13-20-0-207.

Receiving: VSU - Downs 3-34; Jones 3-34; Lewis 2-91; Anderson 2-16; Young 1-5; Waiters 1-3; McGuire 1-2. **SU** - Turner 5-83; Lawhorn 2-61; Hughes 2-9; Hawkins 1-17; Askew-Wyatt 1-14; Lyons 1-13; Helvie 1-10.

GAME 3

NO. 1 VALDOSTA STATE 37, ANGELO STATE 3

VALDOSTA, Ga. - Valdosta State shut down a high-powered Angelo State defense as the Blazers defeated the Rams 37-3 in Bazemore-Hyder Stadium.

Angelo State entered the game averaging 523.3 yards per game, but managed just 294 in the game, including just 179 on the ground after entering the game averaging 287.0 per contest.

VSU's **Dominique Wheeler** came up with turnovers on the first two ASU drives of the game to set the tone defensively in the game, including a fumble recovery on the second that was returned 86 yards for a touchdown for the first points of the game. For his play, he was named the GSC Defensive Player of the Week.

Anthony Pistelli kicked three field goals in the game while **Cayden Cochran** added two touchdown passes, one to **Seantavius Jones** and the second to **Willie Downs**.

Rhett Peterson kicked a 38 yard field goal in the third quarter to end a streak of six straight quarters in which VSU had not allowed a point.

Regginald Lewis garnered GSC Special Teams Player of the Week honors after returning a pair of punts for 68 yards. The first was returned to the ASU 25 and set up a Blazer touchdown while the second went to the ASU 38 and led to a field goal.

GAME 4

NO. 1 VALDOSTA STATE 52, FLORIDA TECH 14

VALDOSTA, Ga. - Valdosta State overcame a slow start on offense via a strong defensive effort to defeat Florida Tech 52-14.

The Blazers managed just 71 yards of offense during the first half of play, but scored touchdowns on a 62-yard punt return by **Willie Downs** and a 56 yard fumble return by **Tevin Davis**. An **Anthony Pistelli** 42-yard field goal gave VSU a 17-0 halftime lead.

The Valdosta State offense got rolling in the second half, during which it totaled 345 yards of offense. The Blazer matched their first half total yardage on their second drive of the third quarter when **Austin Scott** capped off a 71-yard drive with a 16-yard run.

Cedric O'Neal added a 63-yard touchdown run two plays later before Florida Tech scored on a 13-yard pass, a touchdown that snapped a streak of more than 169 minutes in which the Black Swarm defense had not allowed an opponent into the end zone.

Scott, who earned GSC Offensive Player of the Week honors after averaging 20.5 yards per carry in the game, added a 72-yard touchdown run on VSU's next drive while **Jeremy Grable** picked off a pass and returned it 27 yards for a touchdown.

Nick Davis added a one-yard touchdown run in the fourth quarter, the first of his career, to close out the scoring for the Blazers.

Scoring	1	2	3	4	F
Valdosta State	14	6	7	10	37
Angelo State	0	0	3	0	3

Scoring	1	2	3	4	F
Valdosta State	10	7	28	7	52
Florida Tech	0	0	7	7	14

First Quarter

VSU	8:25	Wheeler 86-yard fumble recovery (Pistelli kick)
VSU	3:50	S. Jones 6-yard pass from Cochran (Pistelli kick)

First Quarter

VSU	13:49	Downs 62-yard punt return (Pistelli kick)
VSU	9:57	Pistelli 42-yard field goal

Second Quarter

VSU	9:30	Pistelli 30-yard field goal
VSU	3:48	Pistelli 25-yard field goal

Second Quarter

VSU	10:40	T. Davis 56-yard fumble return (Pistelli kick)
-----	-------	--

Third Quarter

ASU	7:44	Peterson 38-yard field goal
VSU	6:42	Downs 37-yard pass from Cochran (Pistelli kick)

Third Quarter

VSU	9:42	A. Scott 16-yard run (Pistelli kick)
VSU	4:39	O'Neal 63-yard run (Pistelli kick)
FIT	3:01	George 13-yard pass from Masteller (Ashley kick)
VSU	2:38	A. Scott 72-yard run (Pistelli kick)
VSU	1:49	Grable 27-yard interception return (Pistelli kick)

Fourth Quarter

VSU	11:43	Pistelli 39-yard field goal
VSU	3:59	A. Scott 10-yard run (Pistelli kick)

Fourth Quarter

VSU	14:19	N. Davis 1-yard run (Pistelli kick)
FIT	0:31	Fernande 12-yard pass from Masteller (Ashley kick)

Team Statistics	VSU	ASU
First Downs	24	14
Rushes-Yards (Net)	34-200	37-179
Passes Comp-Att-Int	25-38-1	14-23-1
Passing Yards (Net)	255	115
Total Offense (Plays-Yards)	72-455	60-294
Return Yards	198	159
Punts (Number-Avg.)	2-55.5	7-43.3
Fumbles-Lost	1-0	2-1
Penalties-Yards	8-71	7-72
Sacks By (No.-Yards)	1-1	2-11
Time of Possession	28:17	31:43
Attendance	3,806	

Team Statistics	VSU	FIT
First Downs	17	15
Rushes-Yards (Net)	39-275	32-73
Passes Comp-Att-Int	16-29-1	20-37-2
Passing Yards (Net)	141	182
Total Offense (Plays-Yards)	68-416	69-255
Return Yards	223	156
Punts (Number-Avg.)	5-36.8	11-36.7
Fumbles-Lost	1-1	3-1
Penalties-Yards	10-95	7-45
Sacks By (No.-Yards)	2-10	3-36
Time of Possession	28:26	31:34
Attendance	7,612	

Individual Stats
Rushing: VSU - O'Neal 15-103; A. Scott 9-58; E. Scott 1-26; Nobles 1-11; N. Davis 3-6; Cochran 5-(minus 4). ASU - Calhoun 17-97; Washington 7-42; B. Smith 10-35; T. Smith 1-5.
Passing: VSU - Cochran 25-38-1-255. ASU - Washington 16-25-1-115.
Receiving: VSU - Downs 8-160; Anderson 5-12; Lewis 4-18; Jones 3-33; Young 2-16; O'Neal 1-12; Waiters 1-4; Ridley 1-0. ASU - Reels 5-50; Knight 3-26; T. Smith 2-17; Yancy 2-11; Calhoun 2-(minus 1); Hurd 1-10; B. Smith 1-2.

Individual Stats
Rushing: VSU - A. Scott 6-123; O'Neal 7-97; Nobles 3-37; N. Davis 9-29; DeMasi 1-1; E. Scott 2-2; Rose 1-0; Cochran 9-(minus 24). FIT - Sand 17-68; Leach 5-21; Masteller 4-8; Vega 4-(minus 6); Ashley 1-(minus 8); Milton 1-(minus 10).
Passing: VSU - Cochran 14-27-1-127; Nobles 2-2-0-14. FIT - Vega 12-26-1-72; Masteller 8-11-1-110.
Receiving: VSU - Young 4-34; Jones 3-38; Downs 3-37; Anderson 2-13; Ridley 2-10; Schaeffer 1-6; O'Neal 1-3. FIT - Hughes 6-43; George 4-24; Milton 3-26; Saunders 2-17; Bass 2-10; Palmer 1-34; Lynch 1-16; Fernande 1-12.

VALDOSTA STATE FOOTBALL

GAME 5

NO. 14 WEST ALABAMA 49, NO. 1 VALDOSTA STATE 30

LIVINGSTON, Ala. - West Alabama used a big third quarter to defeat Valdosta State 49-30 in a match-up of a pair of nationally ranked teams.

The Tigers compiled 248 yards of offense and scored on all three of their third quarter possessions to turn a 16-14 halftime deficit into a 35-23 advantage. UWA converted on all four of its third downs during the quarter and completed four of five passes for 195 yards, including a 91-yard touchdown pass on a third and five play.

Valdosta State jumped out to an early lead as **Willie Downs** returned the game's opening kickoff 97 yards for a touchdown. After a Gary Johnston touchdown pass for UWA, **D'Amonte Ridley** blocked a punt out of the back of the end zone to put VSU back in front.

Each team added touchdowns in the second quarter while West Alabama added a pair of fourth quarter touchdowns and VSU scored when **Cayden Cochran** scored on a 15-yard run.

After allowing just two passing touchdowns through its first four games of the year, the Blazer defense surrendered five passing touchdowns in the game. **Jeremy Grable** led the defense with 10 tackles.

GAME 6

NO. 12 VALDOSTA STATE 35, WEST GEORGIA 30

CARROLLTON, Ga. - **Kaleb Nobles** sparked a second half comeback as Valdosta State defeated West Georgia 35-30.

Nobles came into the game for an injured Cayden Cochran with 11 minutes remaining in third quarter and threw four touchdown passes while leading VSU to all five of its touchdowns. The red-shirt freshman completed 19 of his 21 passes, including his first 12, and threw for 238 yards.

Seantavius Jones was the receipt of the majority of Nobles completions as he caught a career-high 11 passes, all after Nobles came on, for 187 yards and three touchdowns. Nobles also hooked up with **Roshmel Young** on a five-yard touchdown pass while **Cedric O'Neal** added a scoring run.

The Blazer offense struggled early as it was forced to punt on six of its first eight possessions, while committing turnovers on the other two drives. **Dominic DeMasi** kept the Blazers in the game as his pin-point punting abilities continuously pinned the Wolves deep. Of his six punts in the game, four were fair caught and two were downed as the Blazers held the nation's eighth-best punt return team to no punt return yards in the contest. On the game, DeMasi averaged 41.2 yards per punt.

Scoring	1	2	3	4	F
Valdosta State	9	7	7	7	30
West Alabama	7	7	21	14	49

First Quarter

VSU	14:46	Downs 97-yard kickoff return (Walker kick)
UWA	12:20	Rhodes 23-yard pass from Johnston (Grant kick)
VSU	6:42	Team safety

Second Quarter

UWA	12:32	Rhodes 8-yard run (Grant kick)
VSU	6:10	Walters 16-yard pass from Cochran (Pistelli kick)

Third Quarter

UWA	11:55	Rhodes 15-yard run (Grant kick)
UWA	9:22	Lofton 91-yard pass from Caldwell (Grant kick)
VSU	5:34	Jones 29-yard pass from Cochran (Pistelli kick)
UWA	2:15	Roberts 19-yard pass from Caldwell (Grant kick)

Fourth Quarter

UWA	12:06	Toocheck 10-yard pass from Caldwell (Grant kick)
VSU	9:46	Cochran 15-yard run (Pistelli kick)
UWA	5:41	O'Neal 18-yard pass from Johnston (Grant kick)

Team Statistics

	VSU	UWA
First Downs	23	27
Rushes-Yards (Net)	32-181	55-254
Passes Comp-Att-Int	22-38-1	12-21-0
Passing Yards (Net)	232	304
Total Offense (Plays-Yards)	70-413	76-558
Return Yards	224	93
Punts (Number-Avg.)	5-43.2	5-30.0
Fumbles-Lost	2-0	0-0
Penalties-Yards	7-67	7-62
Sacks By (No.-Yards)	2-16	0-0
Time of Possession	29:44	30:16
Attendance	5,646	

Individual Stats

Rushing: VSU - O'Neal 15-108; A. Scott 12-52; Cochran 4-23; Gaye 1-(minus 2).
UWA - Rhodes 21-157; Swindle 14-34; Caldwell 14-31; Johnston 5-27; Johnson 1-5.
Passing: VSU - Cochran 22-38-1-232. **UWA** - Caldwell 9-18-0-252; Johnston 3-3-0-52.
Receiving: VSU - Jones 7-87; Lewis 5-51; Walters 5-44; Anderson 3-24; Downs 1-16; Johnson 1-10. **UWA** - Toocheck 4-72; Roberts 3-80; Lofton 2-100; Rhodes 1-23; O'Neal 1-18; Morgan 1-11.

Scoring	1	2	3	4	F
Valdosta State	0	0	14	21	35
West Georgia	7	3	7	13	30

First Quarter

UWG	10:31	Jones 1-yard run (Bardenwerper kick)
-----	-------	--------------------------------------

Second Quarter

UWG	6:04	Bardenwerper 20-yard field goal
-----	------	---------------------------------

Third Quarter

UWG	11:34	Appling 63-yard pass from Dickey (Bardenwerper kick)
VSU	6:54	Jones 13-yard pass from Nobles (Pistelli kick)
VSU	3:12	Young 5-yard pass from Nobles (Pistelli kick)

Fourth Quarter

VSU	13:32	Jones 5-yard pass from Nobles (Pistelli kick)
VSU	6:21	Jones 13-yard pass from Nobles (Pistelli kick)
UWG	6:06	Seward 93-yard kickoff return (Bardenwerper kick)
VSU	3:35	O'Neal 6-yard run (Pistelli kick)
UWG	1:30	Appling 8-yard pass from Dickey (pass failed)

Team Statistics

	VSU	UWG
First Downs	25	20
Rushes-Yards (Net)	41-158	48-186
Passes Comp-Att-Int	27-36-1	11-21-1
Passing Yards (Net)	282	230
Total Offense (Plays-Yards)	77-440	69-416
Return Yards	94	192
Punts (Number-Avg.)	6-41.2	5-44.2
Fumbles-Lost	2-1	1-1
Penalties-Yards	12-100	7-58
Sacks By (No.-Yards)	0-0	1-10
Time of Possession	27:40	32:20
Attendance	4,788	

Individual Stats

Rushing: VSU - O'Neal 17-96; A. Scott 13-43; Cochran 3-12; Nobles 5-12. **UWG** - Dickey 18-117; Hinsley 17-41; Jones 11-26; Seward 2-2.
Passing: VSU - Nobles 19-21-0-238; Cochran 8-15-1-44. **UWG** - Dickey 11-21-1-230.
Receiving: VSU - Jones 11-187; Lewis 5-48; Anderson 5-17; Walters 4-21; Young 1-5; Howard 1-4. **UWG** - Burum 3-85; Appling 2-71; Macaulay 2-27; Johnson 2-24; Hinsley 1-16; Jones 1-7.

2014 BLAZER RECORD BOOK

GAME 7

NORTH ALABAMA 57, NO. 11 VALDOSTA STATE 7

VALDOSTA, Ga. - North Alabama turned six Valdosta State turnovers into 27 points as the Lions defeated the Blazers 57-7.

The Lions scored on five of the six Blazer turnovers, including on all three in the second half when UNA out-scored VSU 38-0. Two of the turnovers came inside the North Alabama 20 yard line, including an interception in the end zone and a fumble on the UNA 17, that was picked up and returned 83 yards for a touchdown.

Of the six turnovers, four were Valdosta State interceptions while the Blazers also fumbled the ball twice. UNA scored three touchdowns and added two field goals off the miscues.

The 50-point defeat marked the largest margin of defeat in the 32-year history of Valdosta State football, surpassing a 46-point loss to UNA during the 1982 season, VSU's first year of football.

The lone bright spot for Valdosta State came as Chris Pope recorded six tackles in the game to move his career total to 343, surpassing Blazer Hall of Famer and Atlanta Falcon Pro Bowler Jessie Tuggle for second place on both the Valdosta State and Gulf South Conference career tackles list.

Scoring	1	2	3	4	F
Valdosta State	7	0	0	0	7
North Alabama	3	16	17	21	57

First Quarter

UNA	6:30	Craig 20-yard field goal
VSU	0:06	Anderson 28-yard pass from Cochran (Pistelli kick)

Second Quarter

UNA	12:42	Jones 20-yard pass from Wingo (kick failed)
UNA	5:01	Wingo 3-yard run (Craig kick)
UNA	0:02	Schuster 45-yard field goal

Third Quarter

UNA	11:43	Smith 83-yard fumble recovery (Craig kick)
UNA	6:48	Craig 27-yard field goal
UNA	2:59	Coffey 27-yard run (Craig kick)

Fourth Quarter

UNA	14:23	Tucker 5-yard run (Jones pass from Tucker)
UNA	8:07	Tucker 6-yard run (Craig kick)
UNA	2:02	Simmons 31-yard run (kick failed)

Team Statistics

	VSU	UNA
First Downs	23	21
Rushes-Yards (Net)	34-167	46-232
Passes Comp-Att-Int	25-51-4	14-18-0
Passing Yards (Net)	259	304
Total Offense (Plays-Yards)	85-426	64-536
Return Yards	211	81
Punts (Number-Avg.)	4-33.0	3-18.7
Fumbles-Lost	2-2	3-1
Penalties-Yards	8-85	8-80
Sacks By (No.-Yards)	1-13	0-0
Time of Possession	28:30	31:20
Attendance	4,827	

Individual Stats

Rushing: VSU - O'Neal 17-92; McGuire 5-31; A. Scott 5-22; Cochran 6-20; E. Scott 1-2. **UNA** - Simmons 10-66; Coffey 12-63; Thompson 7-60; Tucker 5-36; Boyd 3-13; Henderson 2-4; Wingo 7-(minus 10).

Passing: VSU - Cochran 24-45-4-249; Nobles 1-6-0-10. **UNA** - Wingo 10-13-0-226; Tucker 4-5-0-78.

Receiving: VSU - Anderson 9-68; Lewis 4-67; Downs 4-25; Jones 2-23; McGuire 2-8; Young 1-38; Davis 1-11; Schaeffer 1-10; A. Scott 1-9. **UNA** - Jones 4-97; Mayahl 3-46; Lake 2-42; Simpson 2-41; Oliver 1-62; Cook 1-15; Coffey 1-1.

GAME 8

DELTA STATE 63, VALDOSTA STATE 55

CLEVELAND, Miss. - In the highest scoring game in Gulf South Conference history, Delta State defeated Valdosta State 63-55.

The 118 combined points surpassed the old record of 117 points established by Henderson State and Arkansas Tech in 2007. The two teams combined for 1,177 yards of total offense.

The two squads traded touchdowns in the first half as the Statesmen built a 28-21 halftime lead. DSU added two more touchdowns to its lead in the third quarter before Valdosta State began its comeback bid.

The Blazers closed to within 42-28 just eight seconds into the fourth quarter, only to have score again less than three minutes later. Dominique Wheeler pulled VSU back to within two scores with a 70-yard interception return while VSU got to within eight points on a Seantavius Jones touchdown with 7:45 to go.

After DSU once again found the end zone, Jones, who set a GSC record with six receiving touchdowns in the game, scored again with 1:54 to play. An on-side kick attempt was returned 43 yards for a touchdown, but Jones scored his final touchdown with 1:26 to play. The Blazers got the ball back one more time, but a hail mary attempt fell short.

Scoring	1	2	3	4	F
Valdosta State	7	14	0	34	55
Delta State	14	14	14	21	63

First Quarter

DSU	12:08	Hunt 23-yard pass from Sullivan (Sciorotta kick)
VSU	7:51	Jones 18-yard pass from Nobles (Pistelli kick)
DSU	3:41	Sullivan 7-yard run (Sciorotta kick)

Second Quarter

VSU	11:26	Murphy 30-yard interception return (Pistelli kick)
DSU	9:21	Hunt 26-yard pass from Sullivan (Sciorotta kick)
VSU	6:42	Jones 3-yard pass from Nobles (Pistelli kick)
DSU	4:13	Bethley 43-yard pass from Sullivan (Sciorotta kick)

Third Quarter

DSU	7:03	Sullivan 3-yard run (Sciorotta kick)
DSU	2:28	Hunt 76-yard pass from Sullivan (Sciorotta kick)

Fourth Quarter

VSU	14:22	Jones 6-yard pass from Nobles (kick blocked)
DSU	11:37	McArthur 1-yard run (Sciorotta kick)
VSU	10:08	Wheeler 70-yard interception return (Pistelli kick)
VSU	7:45	Jones 4-yard pass from Nobles (Pistelli kick)
DSU	3:33	Freelon 7-yard run (Sciorotta kick)
VSU	1:54	Jones 25-yard pass from Nobles (Pistelli kick)
DSU	1:48	York 43-yard kickoff return (Sciorotta kick)
VSU	1:26	Jones 1-yard pass from Nobles (Pistelli kick)

Team Statistics

	VSU	DSU
First Downs	27	34
Rushes-Yards (Net)	33-164	47-142
Passes Comp-Att-Int	31-52-3	34-48-3
Passing Yards (Net)	351	520
Total Offense (Plays-Yards)	85-515	95-662
Return Yards	235	169
Punts (Number-Avg.)	3-37.0	2-41.0
Fumbles-Lost	2-0	2-2
Penalties-Yards	13-137	12-109
Sacks By (No.-Yards)	0-0	2-14
Time of Possession	28:37	31:23
Attendance	7,213	

Individual Stats

Rushing: VSU - A. Scott 12-92; O'Neal 11-64; Nobles 10-8. **DSU** - Sullivan 18-63; Foy 12-39; Freelon 9-22; McArthur 7-16; Davison 1-2.

Passing: VSU - Nobles 31-51-3-351; Schlecter 0-1-0-0. **DSU** - Sullivan 34-48-3-520.

Receiving: VSU - Lewis 10-76; Jones 9-143; Downs 9-109; Anderson 2-15; W. Johnson 1-8. **DSU** - Hunt 10-206; Bethley 6-80; York 5-62; Holley 2-56; Pinkston 2-35; Osborne 2-29; Falkner 2-18; Floyd 1-18; Freelon 1-8; McArthur 1-7; Foy 1-1; Davison 1-0.

VALDOSTA STATE FOOTBALL

GAME 9

NO. 14 UNC-PEMBROKE 34, VALDOSTA STATE 29

VALDOSTA, Ga. - Valdosta State's comeback bid fell short as UNC-Pembroke defeated the Blazers 34-29.

The Braves raced out to a 20-0 lead in the first 26 minutes of the game as they limited Valdosta State to just 27 yards of offense during that frame. The Blazers finally got on the board with just over three minutes to go in the first half as **Cayden Cochran** hit **Seantavius Jones** in stride for a 69 yard touchdown that cut the VSU deficit to 20-7 at the half.

The two teams traded touchdowns to open the second half before the Blazer defense scored nine straight points to close VSU to within 27-23. The two VSU defensive scores were set up by back-to-back downed punts on the UNCP 2 yard line. Following the first, **Jeremy Grable** tallied a safety with a tackle in the end zone while **Dominique Wheeler** followed the second with a 12-yard interception return for a touchdown.

UNC-Pembroke responded with an 87-yard touchdown catch by Rontonio Stanley while neither team moved the ball well for much of the fourth quarter. The Blazers pulled back to within five on a **Regginald Lewis** touchdown catch with 43 seconds to go and VSU recovered an onside kick, but an interception ended the Blazer threat.

GAME 10

VALDOSTA STATE 35, TEXAS A&M-KINGSVILLE 27

KINGSVILLE, Texas - Valdosta State scored a pair of fourth quarter touchdowns to complete a come-from-behind victory as the Blazers defeated Texas A&M-Kingsville 35-27.

The Javelinas raced out to a 17-0 lead with two touchdowns in the first quarter and a second quarter field goal. The lead stood until the final two minutes of the first half when **Kaleb Nobles** got VSU on the board with a 13-yard run. Thirteen seconds later, **Jeremy Grable** picked off a Texas A&M-Kingsville pass and returned it 11 yards for a score to pull the Blazers to within 17-14 at the halftime intermission.

TAMUK pushed its lead to 27-21 in the third quarter as it wrapped a field goal and a touchdown pass around a one-yard scoring run by **Cedric O'Neal** before the Blazers staged their comeback in the final quarter.

Nobles and **Tyre Waiters** hooked up for a 21-yard touchdown pass less than a minute into the fourth quarter to give Valdosta State the lead before **Regginald Lewis** scored on a three-yard run less than four minutes later to close out the scoring.

Texas A&M-Kingsville threatened to regain the lead late in the game as it moved to the VSU 19 yard line, but Blazer **Trokon Gaye** came up with a 14-yard sack on a third-down play with three minutes to play to end the threat.

Scoring	1	2	3	4	F
Valdosta State	0	7	16	6	29
UNC-Pembroke	10	10	14	0	34

Scoring	1	2	3	4	F
Valdosta State	0	14	7	14	35
Texas A&M-Kingsville	14	3	10	0	27

First Quarter

UNCP 9:25 Haskins 24-yard field goal
 UNCP 1:27 Williams 14-yard pass from Charles (Haskins kick)

Second Quarter

UNCP 11:16 Williams 10-yard pass from Charles (Haskins kick)
 UNCP 4:22 Haskins 25-yard field goal
 VSU 3:14 S. Jones 69-yard pass from Cochran (Pistelli kick)

Third Quarter

VSU 11:53 O'Neal 37-yard run (Pistelli kick)
 UNCP 8:21 Stanley 19-yard run (Haskins kick)
 VSU 5:03 Grable safety
 VSU 3:29 Wheeler 12-yard interception return (Pistelli kick)
 UNCP 3:01 Stanley 87-yard pass from Charles (Haskins kick)

Fourth Quarter

VSU 0:43 Lewis 5-yard pass from Nobles (rush failed)

Team Statistics	VSU	UNCP
First Downs	20	23
Rushes-Yards (Net)	32-64	25-78
Passes Comp-Att-Int	29-50-2	35-50-1
Passing Yards (Net)	287	408
Total Offense (Plays-Yards)	82-351	75-486
Return Yards	178	92
Punts (Number-Avg.)	10-43.6	5-36.6
Fumbles-Lost	0-0	4-2
Penalties-Yards	7-50	10-81
Sacks By (No.-Yards)	2-14	6-40
Time of Possession	29:10	30:50
Attendance	2,527	

Individual Stats

Rushing: VSU - O'Neal 11-90; A. Scott 3-11; McGuire 1-3; Cochran 8-(minus 5); Nobles 9-(minus 35) 1-2. **UNCP** - Stanley 18-96; White 2-(minus 1); Charles 2-(minus 14).

Passing: VSU - Cochran 15-27-0-169; Nobles 14-23-2-118. **UNCP** - Charles 35-50-1-408.

Receiving: VSU - Jones 9-130; Anderson 6-45; Lewis 6-39; Waiters 5-50; O'Neal 2-14; Downs 1-9. **UNCP** - Williams 9-102; Bunn 7-38; Stanley 5-142; DeCelle 5-41; Johnson 2-34; Isbell 2-17; Yerry 2-9; Perry 2-9; Rich 1-16.

First Quarter

TAMUK 8:27 Mahmud 4-yard pass from Bedford (Stoll kick)
 TAMUK 1:34 Armstrong 11-yard pass from Bedford (Stoll kick)

Second Quarter

TAMUK 6:34 Stoll 51-yard field goal
 VSU 1:46 Nobles 13-yard run (Pistelli kick)
 VSU 1:33 Grable 11-yard interception return (Pistelli kick)

Third Quarter

TAMUK 12:49 Stoll 35-yard field goal
 VSU 10:39 O'Neal 1-yard run (Pistelli kick)
 TAMUK 4:11 Armstrong 49-yard pass from Bedford (Stoll kick)

Fourth Quarter

VSU 14:02 Waiters 21-yard pass from Nobles (Pistelli kick)
 VSU 10:52 Lewis 3-yard run (Pistelli kick)

Team Statistics	VSU	TAMUK
First Downs	29	17
Rushes-Yards (Net)	53-180	43-161
Passes Comp-Att-Int	25-42-2	15-31-1
Passing Yards (Net)	228	227
Total Offense (Plays-Yards)	95-408	74-388
Return Yards	178	80
Punts (Number-Avg.)	4-35.5	7-40.7
Fumbles-Lost	3-2	3-3
Penalties-Yards	4-40	9-78
Sacks By (No.-Yards)	3-25	3-16
Time of Possession	28:58	31:02
Attendance	7,500	

Individual Stats

Rushing: VSU - O'Neal 30-167; A. Scott 14-69; Lewis 1-3; Nobles 5-(minus 4). **TAMUK** - Bedford 18-56; Washington 5-53; Hill 6-29; Shackelford 3-21; Jefferson 2-7; Pitre 3-3; Mahmud 1-0; Armstrong 1-(minus 1); Brantley 4-(minus 7).

Passing: VSU - Nobles 25-42-2-228. **TAMUK** - Bedford 10-23-1-159; Brantley 5-8-0-38.

Receiving: VSU - Anderson 8-77; Waiters 6-42; Lewis 5-46; Jones 4-44; Schlechter 1-10; Downs 1-9. **TAMUK** - Armstrong 6-166; Mahmud 3-19; Pitre 2-9; Griggs 1-16; Tesch 1-8; Prater 1-5; Gonzalez 1-4.

2014 BLAZER RECORD BOOK

2013 TEAM STATS

	VSU	OPP
SCORING	357	298
Points Per Game	35.7	29.8
FIRST DOWNS	227	208
Rushing	85	79
Passing	117	103
Penalty	25	26
RUSHING YARDAGE	1791	1481
Yards gained rushing	2089	1748
Yards lost rushing	298	267
Rushing Attempts	359	421
Average Per Rush	5.0	3.5
Average Per Game	179.1	148.1
TDs Rushing	16	16
PASSING YARDAGE	2505	2784
Comp-Att-Int	233-394-17	187-308-10
Average Per Pass	6.4	9.0
Average Per Catch	10.8	14.9
Average Per Game	250.5	278.4
TDs Passing	24	20
TOTAL OFFENSE	4296	4265
Total Plays	753	729
Average Per Play	5.7	5.9
Average Per Game	429.6	426.5
KICK RETURNS: #-Yards	52-1122	49-975
PUNT RETURNS: #-Yards	21-216	16-119
INT RETURNS: #-Yards	10-197	17-194
KICK RETURN AVERAGE	21.6	19.9
PUNT RETURN AVERAGE	10.3	7.4
INT RETURN AVERAGE	19.7	11.4
FUMBLES-LOST	18-9	24-15
PENALTIES-Yards	86-795	87-766
Average Per Game	79.5	76.6
PUNTS-Yards	47-1873	60-2210
Average Per Punt	39.9	36.8
Net punt average	36.5	31.9
KICKOFFS-Yards	63-3700	59-3210
Average Per Kick	58.7	54.4
Net kick average	38.9	33.7
TIME OF POSSESSION/Game	28:09	31:50
3RD-DOWN Conversions	56/148	60/157
3rd-Down Pct	38%	38%
4TH-DOWN Conversions	8/19	6/12
4th-Down Pct	42%	50%
SACKS BY-Yards	21-129	17-127
MISC YARDS	-5	0
TOUCHDOWNS SCORED	49	39
FIELD GOALS-ATTEMPTS	4-10	9-14
ON-SIDE KICKS	1-1	0-1
RED-ZONE SCORES	(25-39) 64%	(32-44) 73%
RED-ZONE TOUCHDOWNS	(23-39) 59%	(25-44) 57%
PAT-ATTEMPTS	(45-47) 96%	(33-36) 92%
ATTENDANCE	22684	25147
Games/Avg Per Game	5/4537	4/6287
Neutral SiteGames		1/5161

2013 SCORE BY QUARTERS

	1st	2nd	3rd	4th	Total
Valdosta State	62	82	107	106	357
Opponents	61	55	99	83	298

2013 INDIVIDUAL STATS

RUSHING	GP	Att.	Gain	Loss	Net	YPC	TD	Long	YPG
<i>Cedric O'Neal</i>	10	140	1004	29	975	7.0	6	69	97.5
<i>Austin Scott</i>	10	96	699	26	673	7.0	5	72	67.3
<i>Nick Davis</i>	7	14	61	1	60	4.3	1	20	8.6
<i>Kaleb Nobles</i>	10	35	124	85	39	1.1	1	28	3.9
Cayden Cochran	8	46	123	84	39	0.8	2	12	4.9
Trent McGuire	10	6	34	0	34	5.7	0	9	3.4
<i>Eric Scott</i>	10	4	30	0	30	7.5	0	26	3.0
<i>Dominic DeMasi</i>	10	1	11	0	11	11.0	0	11	1.1
Regginald Lewis	9	1	3	0	3	3.0	1	3	0.3
Bo Schlechter	4	1	0	0	0	0.0	0	0	0.0
Tyler Rose	5	1	0	0	0	0.0	0	0	0.0
<i>D'Amonte Ridley</i>	10	1	0	3	-3	-3.0	0	0	-0.3
Trokon Gaye	10	2	0	4	-4	-2.0	0	0	-0.4
TEAM	10	11	0	66	-66	-6.0	0	0	-8.2
Total	10	359	2089	298	1791	5.0	16	72	179.1
Opponents	10	421	1748	267	1481	3.5	16	38	148.1

PASSING	G	Effic	Att-Cmp-Int	Pct	Yds	TD	Lng	YPG
Cayden Cochran	8	117.47	139-245-10	56.7	1538	12	69	192.2
<i>Kaleb Nobles</i>	10	135.69	94-148-7	63.5	967	12	44	96.7
Bo Schlechter	4	0.00	0-1-0	0.0	0	0	0	0.0
Total	10	124.02	233-394-17	59.1	2505	24	69	250.5
Opponents	10	151.58	187-308-10	60.7	2784	20	91	278.4

RECEIVING	G	No.	Yds	YPC	TD	Long	YPG
Seantavius Jones	10	55	777	14.1	13	69	77.7
Regginald Lewis	9	47	531	11.3	3	65	59.0
<i>Chris Anderson</i>	10	44	302	6.9	1	28	30.2
Willie Downs	10	33	496	15.0	3	42	49.6
<i>Tyre Waiters</i>	9	24	176	7.3	2	21	19.6
<i>Roshmel Young</i>	9	9	98	10.9	1	38	10.9
<i>Cedric O'Neal</i>	10	4	29	7.2	0	15	2.9
Trent McGuire	10	4	13	3.2	1	6	1.3
<i>D'Amonte Ridley</i>	10	3	10	3.3	0	8	1.0
<i>Will Johnson</i>	10	2	18	9.0	0	10	1.8
<i>Cory Schaeffer</i>	5	2	16	8.0	0	10	3.2
<i>Austin Scott</i>	10	2	11	5.5	0	9	1.1
<i>R.J. Davis</i>	8	1	11	11.0	0	11	1.4
Bo Schlechter	4	1	10	10.0	0	10	2.5
<i>Xay Howard</i>	2	1	4	4.0	0	4	2.0
Jordan McNair	2	1	3	3.0	0	3	1.5
Total	10	233	2505	10.8	24	69	250.5
Opponents	10	187	2784	14.9	20	91	278.4

PUNT RETURNS	No.	Yds	Avg	TD	Long
Regginald Lewis	12	138	11.5	0	39
<i>B.J. Sammon</i>	4	16	4.0	0	9
<i>Tyre Waiters</i>	2	-2	-1.0	0	1
<i>D'Amonte Ridley</i>	1	2	2.0	0	0
Willie Downs	1	62	62.0	1	62
Thomas Wright	1	0	0.0	0	0
Total	21	216	10.3	1	62
Opponents	16	119	7.4	0	36

2014 returning player

VALDOSTA STATE FOOTBALL

2013 INDIVIDUAL STATS

INTERCEPTIONS	No.	Yds	Avg	TD	Long
Dominique Wheeler	4	86	21.5	2	70
Kenny Murphy	2	61	30.5	1	31
Jeremy Grable	2	38	19.0	2	27
Kenny Moore	1	12	12.0	0	12
Lance Holder	1	0	0.0	0	0
Total	10	197	19.7	5	70
Opponents	17	194	11.4	0	41

KICK RETURNS	No.	Yds	Avg	TD	Long
Regginald Lewis	15	337	22.5	0	65
Austin Scott	13	329	25.3	0	76
Nick Davis	8	156	19.5	0	33
Sharmaine Washington	5	47	9.4	0	18
Willie Downs	3	125	41.7	1	97
Seantavius Jones	3	75	25.0	0	31
Chris Anderson	2	26	13.0	0	18
R.J. Davis	1	8	8.0	0	8
Kenny Murphy	1	1	1.0	0	1
Andre Johnson	1	18	18.0	0	18
Total	52	1122	21.6	1	97
Opponents	49	975	19.9	2	93

FUMBLE RETURNS	No.	Yds	Avg	TD	Long
Jeremy Grable	2	14	7.0	0	9
Dominique Wheeler	1	86	86.0	1	86
Tevin Davis	1	56	56.0	1	56
Jonathan Hester	1	13	13.0	0	13
Justin Williams	1	26	26.0	0	26
Total	6	195	32.5	2	86
Opponents	1	83	83.0	1	83

SCORING	TD	FGs	PATs						DXP	Saf	Pts
			Kick	Rush	Rcv	Pass					
Seantavius Jones	13	0	0	0	0	0	0	0	0	78	
Anthony Pistelli	0	4-8	40-41	0	0	0	0	0	0	52	
Cedric O'Neal	6	0	0	0	0	0	0	0	0	36	
Austin Scott	5	0	0	0	0	0	0	0	0	30	
Willie Downs	5	0	0	0	0	0	0	0	0	30	
Regginald Lewis	4	0	0	0	0	0	0	0	0	24	
Dominique Wheeler	3	0	0	0	0	0	0	0	0	18	
Jeremy Grable	2	0	0	0	0	0	1	0	0	14	
Tyre Waiters	2	0	0	0	0	0	0	0	0	12	
Cayden Cochran	2	0	0	0	0	0	0	0	0	12	
Nick Davis	1	0	0	0	0	0	0	0	0	6	
Kaleb Nobles	1	0	0	0	0	0	0	0	0	6	
Trent McGuire	1	0	0	0	0	0	0	0	0	6	
Kenny Murphy	1	0	0	0	0	0	0	0	0	6	
Roshmel Young	1	0	0	0	0	0	0	0	0	6	
Tevin Davis	1	0	0	0	0	0	0	0	0	6	
Chris Anderson	1	0	0	0	0	0	0	0	0	6	
Thomas Bailey	0	0-1	4-5	0	0	0	0	0	0	4	
Jake Walker	0	0-1	1-1	0	0	0	0	0	0	3	
Team	0	0	0	0	0	0	0	2	0	4	
Total	49	4-10	45-47	0-2	0	0	1	2	0	357	
Opponents	39	9-14	33-36	0-1	1	1-2	0	1	0	298	

TOTAL OFFENSE	G	Plays	Rush	Pass	Total	Avg/G
Cayden Cochran	8	291	39	1538	1577	197.1
Kaleb Nobles	10	183	39	967	1006	100.6
Cedric O'Neal	10	140	975	0	975	97.5
Austin Scott	10	96	673	0	673	67.3
Nick Davis	7	14	60	0	60	8.6
Trent McGuire	10	6	34	0	34	3.4
Eric Scott	10	4	30	0	30	3.0
Dominic DeMasi	10	1	11	0	11	1.1
Regginald Lewis	9	1	3	0	3	0.3
D'Amonte Ridley	10	1	-3	0	-3	-0.3
Trokon Gaye	10	2	-4	0	-4	-0.4
TEAM	8	11	-66	0	-66	-8.2
Total	10	753	1791	2505	4296	429.6
Opponents	10	729	1481	2784	4265	426.5

FIELD GOALS	FGM-FGA	Pct	01-19	20-29	30-39	40-49	50-99	Lg	Blk
Thomas Bailey	0-1	0.0	0-0	0-0	0-0	0-1	0-0	0	0
Anthony Pistelli	4-8	50.0	0-0	1-2	2-3	1-3	0-0	42	1
Jake Walker	0-1	0.0	0-0	0-0	0-1	0-0	0-0	0	0

FG SEQUENCE	Valdosta State	OPPONENTS
Fort Valley State	40	26
Shorter	-	40, 37
Angelo State	25, (30), (25), (39)	30, (38)
Florida Tech	(42)	-
West Alabama	33	-
West Georgia	-	(20), 44
North Alabama	44	(20), (45), (27)
Delta State	30	-
UNC-Pembroke	-	(24), (25)
Texas A&M-Kingsville	44	(51), (35)

Numbers in (parentheses) indicate field goal was made.

PUNTING	No.	Yds	Avg	Long	TB	FC	I20	50+	Blkd
Dominic DeMasi	47	1873	39.9	63	2	12	19	8	0
Total	47	1873	39.9	63	2	12	19	8	0
Opponents	60	2210	36.8	62	4	11	9	8	1

KICKOFFS	No.	Yds	Avg	TB	OB	Retn	Net	YdLn
Jake Walker	63	3700	58.7	11	2			
Total	63	3700	58.7	11	2	19.9	38.9	26
Opponents	59	3210	54.4	4	0	21.6	33.7	31

2014 returning player

2014 BLAZER RECORD BOOK

2013 INDIVIDUAL STATS

ALL PURPOSE	G	Rush	Rec	PR	KOR	IR	Tot	Avg/G
Austin Scott	10	673	11	0	329	0	1913	101.3
Regginald Lewis	9	3	531	138	337	0	1009	112.1
Cedric O'Neal	10	975	29	0	0	0	1004	100.4
Seantavius Jones	10	0	777	0	75	0	852	85.2
Willie Downs	10	0	496	62	125	0	683	68.3
Chris Anderson	10	0	302	0	26	0	328	32.8
Nick Davis	7	60	0	0	156	0	216	30.9
Tyre Waiters	9	0	176	-2	0	0	174	19.3
Roshmel Young	9	0	98	0	0	0	98	10.9
Dominique Wheeler	10	0	0	0	0	86	86	8.6
Kenny Murphy	10	0	0	0	1	61	62	6.2
Trent McGuire	10	34	13	0	0	0	47	4.7
S. Washington	10	0	0	0	47	0	47	4.7
Kaleb Nobles	10	39	0	0	0	0	39	3.9
Cayden Cochran	8	39	0	0	0	0	39	4.9
Jeremy Grables	10	0	0	0	0	38	38	3.8
Eric Scott	10	30	0	0	0	0	30	3.0
R.J. Davis	8	0	11	0	8	0	19	2.4
Will Johnson	10	0	18	0	0	0	18	1.8
Andre Johnson	7	0	0	0	18	0	18	2.6
B.J. Sammon	2	0	0	16	0	0	16	8.0
Cory Schaeffer	5	0	16	0	0	0	16	3.2
Kenny Moore	10	0	0	0	0	12	12	1.2
Dominic DeMasi	10	11	0	0	0	0	11	1.1
Bo Schlechter	4	0	10	0	0	0	10	2.5
D'Amonte Ridley	10	-3	10	2	0	0	9	0.9
Xay Howard	2	0	4	0	0	0	4	2.0
Jordan McNair	2	0	3	0	0	0	3	1.5
Trokon Gaye	10	-4	0	0	0	0	-4	-0.4
TEAM	8	-66	0	0	0	0	-66	-8.2
Total	10	1791	2505	216	1122	197	5831	583.1
Opponents	10	1481	2784	119	975	194	5553	555.3

2014 returning player



VSU IN THE NCAA/GULF SOUTH CONFERENCE STATISTICS

Team	NCAA	GSC	STAT
Rushing Offense	58th	5th	179.1
Passing Offense	63rd	2nd	250.5
Passing Efficiency	93rd	4th	124.02
Total Offense	53rd	3rd	429.6
Scoring Offense	40th	4th	35.7
Rushing Defense	62nd	3rd	148.1
Passing Defense	155th	7th	278.4
Passing Efficiency Defense	149th	7th	151.58
Total Defense	122nd	7th	426.5
Scoring Defense	92nd	4th	29.8
Net Punting	23rd	2nd	36.5
Punt Returns	63rd	6th	10.3
Punt Return Defense	65th	5th	7.4
Kickoff Returns	44th	2nd	21.6
Kickoff Return Defense	86th	6th	19.9
Turnover Margin	90th	4th	-0.1
Sacks	69th	3rd	2.1
Sacks Allowed	65th	3rd	1.7
Tackles for Loss	89th	5th	6.4
Tackles for Loss Allowed	43rd	4th	5.4
Third Down Conversions	85th	5th	37.8
Third Down Conversion Defense	88th	5th	38.2
Fourth Down Conversions	102nd	6th	42.1
Fourth Down Conversion Defense	106th	5th	50.0
First Down Offense	79th	6th	227
First Down Defense	53rd	1st	208
Red Zone Offense	149th	7th	64.1
Red Zone Defense	47th	3rd	72.7
Time of Possession	135th	5th	28:09

BLAZERS IN THE NCAA STATISTICS

Individual	100 ranked
All-Purpose Yards	Regginald Lewis 86th / 112.1
Completion Percentage	Cayden Cochran 88th / 56.7
Completions per Game	Cayden Cochran 56th / 17.4
Forced Fumbles	Lawrence Virgil 19th / 0.3
	Ashton Ballard 71st / 0.2
	Justin Williams 71st / 0.2
Fumbles Recovered	Jeremy Grable 14th / 3
Interceptions	Dominique Wheeler 43rd / 0.4
Kickoff Returns	Austin Scott 37th / 25.3
	Regginald Lewis 86th / 22.5
Passing Touchdowns	Cayden Cochran 97th / 12
	Kaleb Nobles 97th / 12
Passing Yards Per Game	Cayden Cochran 71st / 192.3
Punt Returns	Regginald Lewis 31st / 11.5
Punting	Dominic DeMasi 37th / 39.9
Receiving Touchdowns	Seantavius Jones 12th / 13
Receiving Yards	Seantavius Jones 76th / 777
Receiving Yards Per Game	Seantavius Jones 59th / 77.7
Receptions Per Game	Seantavius Jones 74th / 5.5
	Regginald Lewis 87th / 5.2
Rushing Yards	Cedric O'Neal 58th / 975
Rushing Yards Per Game	Cedric O'Neal 46th / 97.5
Scoring	Seantavius Jones 59th / 7.8
Total Offense	Cayden Cochran 81st / 197.1
Total Tackles	Chris Pope 55th / 9.2
	Jeremy Grable 73rd / 8.8

VALDOSTA STATE FOOTBALL

2013 DEFENSIVE STATISTICS

	GP	-----Tackles-----			TFL-Yds	-Sacks-		-----Pass Def-----			--Fumbles--		Blkd Kick	Saf
		Solo	Ast	Total		No-Yards	Int-Yds	BrUp	QBH	Rcv-Yds	FF			
34	Chris Pope	10	45	47	92	6.0-16	1.0-5	-	1	-	-	-	-	-
35	Jeremy Grable	10	39	49	88	7.0-12	-	2-38	2	-	3-14	1	1	-
28	Justin Williams	10	44	35	79	7.0-31	1.5-11	-	2	1	1-26	2	-	-
8	Lance Holder	10	33	23	56	2.0-5	-	1-0	2	1	-	1	-	-
86	Lawrence Virgil	10	23	25	48	8.5-29	4.5-25	-	-	4	-	3	-	-
33	Trokon Gaye	10	17	21	38	6.5-30	3.0-26	-	-	1	1-0	1	-	-
26	Isaiah Gresham	8	16	16	32	1.5-3	0.5-1	-	-	-	-	-	-	-
30	Manny Evans	10	19	13	32	-	-	-	4	-	1-0	-	-	-
3	Chris Caspari	8	15	13	28	0.5-1	-	-	1	-	-	-	-	-
39	Ashton Ballard	10	20	8	28	1.0-1	-	-	1	-	-	2	-	-
74	Andrew Lauritsen	10	12	13	25	3.0-7	-	-	2	-	-	-	-	-
42	S. Washington	10	14	10	24	0.5-1	-	-	-	1	-	-	-	-
24	Kenny Moore	10	12	6	18	0.5-0	-	1-12	-	-	-	-	-	-
46	Tevin Davis	9	9	7	16	6.0-29	1.5-16	-	1	4	1-56	-	-	-
21	Dominique Wheeler	10	12	4	16	1.5-2	-	4-86	5	-	1-86	-	-	-
91	Doral White	10	8	7	15	3.5-20	2.0-9	-	-	1	-	-	-	-
44	Kenny Murphy	10	7	6	13	2.5-17	2.5-17	2-61	1	2	-	1	-	-
95	Brandon Smith	7	8	2	10	1.0-10	-	-	-	-	-	-	-	-
48	Oneil Cohen	8	4	5	9	1.5-3	1.5-3	-	-	3	-	1	-	-
22	D'Amonte Ridley	10	3	6	9	-	-	-	-	-	1-0	-	1	-
37	Cameron Olds	9	5	4	9	-	-	-	-	-	-	-	-	-
43	Thomas Wright	10	2	6	8	-	-	-	-	-	1-0	-	-	-
32	Amel Magwood	9	-	3	8	-	-	-	1	-	-	-	-	-
29	Eric Scott	10	4	4	8	-	-	-	-	-	-	-	-	-
90	Cooper Lemonds	10	4	4	8	1.0-1	-	-	1	-	1-0	-	-	-
41	Rodney Hunter	9	3	3	6	-	-	-	-	-	-	-	-	-
10	Davis Durham	4	2	6	-	-	-	-	-	-	-	-	-	-
2	Andre Johnson	7	4	-	4	-	-	-	2	-	1-0	-	-	-
52	John Gray	5	4	-	4	1.0-2	-	-	-	-	1-0	1	-	-
49	Mantevius Rucker	5	2	1	3	1.0-6	1.0-6	-	-	-	-	-	-	-
45	Jonathan Hester	4	1	2	3	-	-	-	-	-	1-13	-	-	-
27	Brandon Brown	3	1	1	2	-	-	-	-	-	-	-	-	-
25	Jazzin Anderson	4	2	-	2	-	-	-	-	-	-	-	-	-
57	John McWilliams	4	1	1	2	1.0-10	1.0-10	-	-	-	-	-	-	-
40	Jake Walker	10	2	-	2	-	-	-	-	-	-	-	-	-
31	Camen Marshall	3	2	-	2	-	-	-	-	-	-	-	-	-
47	Maurice Fason	5	1	1	2	-	-	-	-	-	-	-	-	-
15	Regginald Lewis	9	2	-	2	-	-	-	-	-	-	-	-	-
99	Dominic DeMasi	10	2	-	2	-	-	-	-	-	-	-	-	-
1	Seantavius Jones	10	2	-	2	-	-	-	-	-	-	-	-	-
76	Jesse Yancey	10	2	-	2	-	-	-	-	-	-	-	-	-
38	R.J. Davis	8	1	1	2	-	-	-	-	-	-	-	-	-
85	Joseph Little	2	-	1	1	-	-	-	-	-	-	-	-	-
50	Michael Miller	10	1	-	1	-	-	-	-	-	-	-	-	-
92	M. Satterwhite	5	-	1	1	-	-	-	-	-	-	-	-	-
19	Louis Covington	2	-	1	1	-	-	-	-	-	-	-	-	-
93	Michael Pate	4	-	1	1	-	-	-	-	-	-	-	-	-
9	Bo Schlechter	4	1	-	1	-	-	-	-	-	-	-	-	-
5	Kaleb Nobles	10	1	-	1	-	-	-	-	-	-	-	-	-
4	Nick Davis	7	-	1	1	-	-	-	-	-	-	-	-	-
12	Chris Anderson	10	1	-	1	-	-	-	-	-	-	-	-	-
13	Willie Downs	10	1	-	1	-	-	-	-	-	-	-	-	-
7	Cedric O'Neal	10	1	-	1	-	-	-	-	-	-	-	-	-
23	Austin Scott	10	1	-	1	-	-	-	-	-	-	-	-	-
	TEAM	10	-	-	-	-	-	-	-	-	1-0	-	-	2
	Total	10	423	354	777	64-236	21-129	10-197	26	18	15-195	13	2	2
	Opponents	10	435	274	709	54-234	17-127	17-194	41	14	9-83	8	2	1

2014 returning player

2014 BLAZER RECORD BOOK

2013 GAME-BY-GAME STARTERS

OFFENSE

	QB	RB	WR	WR	WR	WR
vs. Fort Valley State	Cayden Cochran	Cedric O'Neal	Seantavius Jones	Willie Downs	Chris Anderson	Roshmel Young
Shorter	Cayden Cochran	Cedric O'Neal	Seantavius Jones	Willie Downs	Chris Anderson	Roshmel Young
Angelo State	Cayden Cochran	Austin Scott	Seantavius Jones	Willie Downs	Chris Anderson	Regginald Lewis
Florida Tech	Cayden Cochran	Austin Scott	Seantavius Jones	Willie Downs	Chris Anderson	Roshmel Young
at West Alabama	Cayden Cochran	Austin Scott	Seantavius Jones	Tyre Waiters	Will Johnson*	Trent McGuire**
at West Georgia	Cayden Cochran	Austin Scott	Seantavius Jones	Tyre Waiters	Chris Anderson	Regginald Lewis
North Alabama	Cayden Cochran	Cedric O'Neal	Seantavius Jones	Tyre Waiters	Chris Anderson	Regginald Lewis
at Delta State	Kaleb Nobles	Cedric O'Neal	Seantavius Jones	Willie Downs	Chris Anderson	Regginald Lewis
UNC-Pembroke	Cayden Cochran	Cedric O'Neal	Seantavius Jones	Tyler Rose	Trent McGuire**	Regginald Lewis
at Texas A&M-Kingsville	Kaleb Nobles	Cedric O'Neal	Seantavius Jones	Willie Downs	Chris Anderson	Regginald Lewis

	LT	LG	C	RG	RT	
vs. Fort Valley State	Colin Glasco	Felei Tauave	Michael Miller	Mat Mathews	Jesse Yancey	
Shorter	Colin Glasco	Felei Tauave	Michael Miller	Mat Mathews	Jesse Yancey	
Angelo State	Colin Glasco	Felei Tauave	Michael Miller	Mat Mathews	Jesse Yancey	
Florida Tech	Colin Glasco	Felei Tauave	Michael Miller	Jeremy Daniels	Jesse Yancey	
at West Alabama	Austin Thompson	Felei Tauave	Michael Miller	Jeremy Daniels	Jesse Yancey	
at West Georgia	Austin Thompson	Felei Tauave	Michael Miller	Jeremy Daniels	Jesse Yancey	
North Alabama	Austin Thompson	Felei Tauave	Michael Miller	Alexander Brock	Jesse Yancey	
at Delta State	Austin Thompson	Felei Tauave	Michael Miller	Jeremy Daniels	Jesse Yancey	
UNC-Pembroke	Austin Thompson	Felei Tauave	Michael Miller	Jeremy Daniels	Jesse Yancey	*Started at TE
at Texas A&M-Kingsville	Austin Thompson	Felei Tauave	Michael Miller	Jeremy Daniels	Jesse Yancey	**Started at FB

DEFENSE

	DE	DT	NT	DE	SLB	MLB
vs. Fort Valley State	Tevin Davis	Lawrence Virgil	Andrew Lauritsen	Trokon Gaye	Justin Williams	Chris Pope
Shorter	Tevin Davis	Lawrence Virgil	Andrew Lauritsen	Trokon Gaye	Justin Williams	Chris Pope
Angelo State	Tevin Davis	Lawrence Virgil	Andrew Lauritsen	Trokon Gaye	Justin Williams	Chris Pope
Florida Tech	Tevin Davis	Lawrence Virgil	Andrew Lauritsen	Trokon Gaye	Justin Williams	Chris Pope
at West Alabama	Tevin Davis	Lawrence Virgil	Andrew Lauritsen	Trokon Gaye	Justin Williams	Chris Pope
at West Georgia	Tevin Davis	Lawrence Virgil	Andrew Lauritsen	Trokon Gaye	Justin Williams	Chris Pope
North Alabama	Tevin Davis	Lawrence Virgil	Andrew Lauritsen	Trokon Gaye	Justin Williams	Chris Pope
at Delta State	Tevin Davis	Lawrence Virgil	Andrew Lauritsen	Trokon Gaye	Justin Williams	Chris Pope
UNC-Pembroke	Cooper Lemonds	Lawrence Virgil	Andrew Lauritsen	Trokon Gaye	Justin Williams	Chris Pope
at Texas A&M-Kingsville	Cooper Lemonds	Lawrence Virgil	Andrew Lauritsen	Trokon Gaye	Justin Williams	Chris Pope

	WLB	LCB	FS	SS	RCB
vs. Fort Valley State	Jeremy Grable	Dominique Wheeler	Lance Holder	Isaiah Gresham	Manny Evans
Shorter	Jeremy Grable	Dominique Wheeler	Lance Holder	Isaiah Gresham	Manny Evans
Angelo State	Jeremy Grable	Dominique Wheeler	Lance Holder	Isaiah Gresham	Manny Evans
Florida Tech	Jeremy Grable	Dominique Wheeler	Lance Holder	Isaiah Gresham	Manny Evans
at West Alabama	Jeremy Grable	Dominique Wheeler	Lance Holder	Isaiah Gresham	Manny Evans
at West Georgia	Jeremy Grable	Dominique Wheeler	Lance Holder	Isaiah Gresham	Manny Evans
North Alabama	Jeremy Grable	Kenny Moore	Lance Holder	Ashton Ballard	Manny Evans
at Delta State	Jeremy Grable	Dominique Wheeler	Lance Holder	Isaiah Gresham	Manny Evans
UNC-Pembroke	Jeremy Grable	Dominique Wheeler	Lance Holder	Chris Caspari	Manny Evans
at Texas A&M-Kingsville	Jeremy Grable	Dominique Wheeler	Lance Holder	Chris Caspari	Manny Evans

VALDOSTA STATE FOOTBALL

2013 GAME-BY-GAME PARTICIPATION

Name	GP/GS	WU	NC	ASU	SAU	UAM	OBU	UWA	DSU	UWG	UNA
Chris Anderson	10/8	WR	WR	WR	WR	wr	WR	WR	WR	wr	WR
Jazzin Anderson	5/0	st	cb	cb	cb	dnp	dnp	st	dnp	dnp	dnp
Thomas Bailey	2/2	K	K	dnp	dnp	dnp	dnp	dnp	dnp	dnp	dnp
Ashton Ballard	10/1	fs	fs	fs	fs	fs	fs	SS	fs	fs	fs
Alexander Brock	6/1	dnp	og	og	og	og	og	OG	dnp	dnp	dnp
Chris Caspari	8/2	dnp	dnp	fs	fs	fs	fs	fs	fs	SS	SS
Cayden Cochran	8/8	QB	QB	QB	QB	QB	QB	QB	inj	QB	inj
Oneil Cohen	9/0	de	de	de	dnp	de	de	de	de	de	de
Jeremy Daniels	7/6	inj	inj	og	OG	OG	OG	inj	OG	OG	OG
Nick Davis	6/0	dnp	rb	rb	rb	st	st	inj	st	dnp	dnp
R.J. Davis	8/0	dnp	dnp	fb	fb	st	st	fb	fb	fb	fb
Tevin Davis	8/8	DE	DE	DE	DE	DE	DE	DE	DE	inj	inj
Dominic DeMasi	10/10	P	P	P	P	P	P	P	P	P	P
Willie Downs	9/6	WR	WR	WR	WR	wr	inj	wr	WR	wr	WR
Davis Durham	10/0	ss	ss	ss	ss	ss	ss	ss	ss	st	st
Manny Evans	10/10	CB	CB	CB	CB	CB	CB	CB	CB	CB	CB
Maurice Fason	5/0	st	lb	lb	lb	dnp	dnp	dnp	dnp	dnp	st
Trokon Gaye	10/10	DE	DE	DE	DE	DE	DE	DE	DE	DE	DE
Colin Glasco	4/4	OT	OT	OT	OT	inj	inj	inj	inj	inj	inj
Jeremy Grable	10/10	LB	LB	LB	LB	LB	LB	LB	LB	LB	LB
John Gray	5/0	dnp	de	de	de	dnp	dnp	dnp	dnp	de	de
Brandon Green	3/0	dnp	de	de	de	dnp	dnp	dnp	dnp	dnp	dnp
Isaiah Gresham	8/7	SS	SS	SS	SS	SS	SS	ss	SS	inj	inj
Lance Holder	10/10	FS	FS	FS	FS	FS	FS	FS	FS	FS	FS
Jonathan Hester	5/0	lb	lb	lb	lb	dnp	dnp	lb	dnp	dnp	dnp
Rodney Hunter	10/0	lb	lb	lb	lb	lb	lb	lb	lb	lb	lb
Andre Johnson	8/0	cb	cb	cb	cb	cb	cb	cb	cb	dnp	dnp
Will Johnson	10/1	te	te	te	te	TE	te	te	te	te	te
Seantavius Jones	10/10	WR	WR	WR	WR	WR	WR	WR	WR	WR	WR
Andrew Lauritsen	10/10	NT	NT	NT	NT	NT	NT	NT	NT	NT	NT
Cooper Lemonds	10/2	de	de	de	de	de	de	de	de	DE	DE
Regginald Lewis	9/6	wr	wr	WR	WR	inj	wr	WR	WR	WR	WR
Amel Magwood	10/0	cb	cb	cb	cb	cb	cb	cb	cb	cb	cb
Camen Marshall	4/0	st	cb	cb	cb	dnp	dnp	dnp	dnp	dnp	dnp
Mat Mathews	3/3	OG	OG	OG	inj	inj	inj	inj	inj	inj	inj
Trent McGuire	10/2	fb	fb	fb	fb	FB	fb	fb	fb	FB	fb
John McWilliams	7/0	dnp	lb	lb	lb	st	st	lb	st	dnp	dnp
Michael Miller	10/10	C	C	C	C	C	C	C	C	C	C
Kenny Moore	10/1	st	st	st	cb	st	cb	CB	cb	cb	cb
Charles Morton	10/10	DS	DS	DS	DS	DS	DS	DS	DS	DS	DS
Kenny Murphy	10/0	lb	lb	lb	lb	lb	lb	lb	lb	lb	lb
Kaleb Nobles	10/2	st	qb	qb	qb	st	qb	qb	QB	qb	QB
Cameron Olds	10/0	cb	cb	cb	cb	cb	cb	dnp	cb	cb	cb
Cedric O'Neal	10/6	RB	RB	rb	rb	rb	rb	RB	RB	RB	RB
Michael Pate	4/0	dt	dt	dt	dt	dnp	dnp	dnp	dnp	dnp	dnp
Anthony Pistelli	9/7	dnp	k	K	K	k	K	K	K	K	K
Chris Pope	10/10	LB	LB	LB	LB	LB	LB	LB	LB	LB	LB
Carrington Reyes	4/0	og	og	og	og	dnp	dnp	dnp	dnp	dnp	dnp
D'Amonte Ridley	10/0	wr	wr	wr	wr	wr	wr	wr	wr	st	wr
Tyler Rose	4/1	dnp	wr	wr	wr	dnp	dnp	dnp	dnp	WR	dnp
Mantevius Rucker	5/0	de	de	de	de	de	dnp	dnp	dnp	dnp	dnp
Micaiah Satterwhite	4/0	dnp	dt	dnp	dt	dnp	dnp	dnp	dt	dt	dt
Cory Schaeffer	6/0	wr	wr	wr	wr	dnp	dnp	wr	st	dnp	dnp
Bo Schlechter	3/0	qb	dnp	dnp	dnp	dnp	dnp	dnp	qb	dnp	st
Austin Scott	10/4	rb	rb	rb	RB	RB	RB	rb	rb	rb	rb
Eric Scott	10/0	st	st	rb	rb	st	st	rb	st	st	st
Brandon Smith	9/0	dnp	dt	dt	dt	dt	dt	dt	dt	dt	dt
Felci Tauave	10/10	OG	OG	OG	OG	OG	OG	OG	OG	OG	OG
Austin Thompson	9/5	dnp	ot	ot	ot	OT	OT	OT	OT	OT	OT
Lawrence Virgil	10/10	DT	DT	DT	DT	DT	DT	DT	DT	DT	DT
Jake Walker	10/1	k	k	k	k	K	k	k	k	k	k
Tyre Waiters	10/3	wr	wr	wr	wr	WR	WR	WR	dnp	wr	wr
Sharmaine Washington	10/0	lb	lb	lb	lb	lb	lb	lb	lb	lb	lb
Dominique Wheeler	10/9	CB	CB	CB	CB	CB	CB	cb	CB	CB	CB
Doral White	10/0	dt	dt	dt	dt	dt	dt	dt	dt	dt	dt
Justin Williams	10/10	LB	LB	LB	LB	LB	LB	LB	LB	LB	LB
Fred Williamson	3/0	st	lb	lb	dnp	dnp	dnp	dnp	dnp	dnp	dnp
Thomas Wright	10/0	fb	fb	fb	fb	st	st	st	st	st	st
Jesse Yancey	10/10	OT	OT	OT	OT	OT	OT	OT	OT	OT	OT
Roshmel Young	9/3	WR	WR	wr	WR	dnp	wr	wr	wr	wr	wr

Starters in all CAPS; dnp = did not play; inj = missed game due to injury; st = special teams

2014 BLAZER RECORD BOOK

2013 SUPERLATIVES

Team	Valdosta State High	Valdosta State Low	Opponent High	Opponent Low
Points	55 at Delta State (Nov. 2)	7 vs. North Alabama (Oct. 26)	63 by Delta State (Nov. 2)	0 by Shorter (Sept. 21)
Points/Half	35 (2nd) vs. Florida Tech (Oct. 5)	0 two times	38 (2nd) by North Alabama (Oct. 26)	0 four times
Points/Quarter	34 (4th) at Delta State (Nov. 2)	0 nine times	21 three times	0 11 times
First Downs	29 at Texas A&M-Kingsville (Nov. 16)	17 vs. Florida Tech (Oct. 5)	34 by Delta State (Nov. 2)	14 by Angelo State (Sept. 28)
First Downs by Rushing	13 at Texas A&M-Kingsville (Nov. 16)	4 two times	15 by West Alabama (Oct. 10)	4 by Florida Tech (Oct. 5)
First Downs by Passing	17 at Delta State (Nov. 2)	5 vs. Florida Tech (Oct. 5)	20 by Delta State (Nov. 2)	6 by Angelo State (Sept. 28)
First Downs by Penalty	4 two times	0 vs. Florida Tech (Oct. 5)	7 by Delta State (Nov. 2)	1 three times
Net Yards Rushing	275 vs. Florida Tech (Oct. 5)	64 vs. UNC-Pembroke (Nov. 7)	254 by West Alabama (Oct. 10)	71 by Fort Valley State (Sept. 7)
Rushing Attempts	53 at Texas A&M-Kingsville (Nov. 16)	28 vs. Fort Valley State (Sept. 7)	55 by West Alabama (Oct. 10)	25 by UNC-Pembroke (Nov. 7)
Average per Rush	7.1 two times	2.0 vs. UNC-Pembroke (Nov. 7)	5.0 by North Alabama (Oct. 26)	1.7 by Fort Valley State (Sept. 7)
Rushing Touchdowns	4 vs. Florida Tech (Oct. 5)	0 two times	5 by North Alabama (Oct. 26)	0 four times
Net Yards Passing	351 at Delta State (Nov. 2)	141 vs. Florida Tech (Oct. 5)	520 by Delta State (Nov. 2)	115 by Angelo State (Sept. 28)
Pass Completions	31 at Delta State (Nov. 2)	13 vs. Shorter (Sept. 21)	35 by UNC-Pembroke (Nov. 7)	11 by West Georgia (Oct. 19)
Pass Attempts	52 at Delta State (Nov. 2)	26 vs. Shorter (Sept. 21)	50 by UNC-Pembroke (Nov. 7)	18 by North Alabama (Oct. 26)
Passes Had Intercepted	4 vs. North Alabama (Oct. 26)	0 vs. Shorter (Sept. 21)	3 by Delta State (Nov. 2)	0 three times
Passing Touchdowns	6 at Delta State (Nov. 2)	0 vs. Florida Tech (Oct. 5)	5 by West Alabama (Oct. 10)	0 three times
Total Offense	515 at Delta State (Nov. 2)	351 vs. UNC-Pembroke (Nov. 7)	662 by Delta State (Nov. 2)	255 by Florida Tech (Oct. 5)
Total Offensive Plays	95 at Texas A&M-Kingsville (Nov. 16)	59 vs. Shorter (Sept. 21)	95 by Delta State (Nov. 2)	60 by Angelo State (Sept. 28)
Average Gain per Play	7.6 vs. Fort Valley State (Sept. 7)	4.3 two times	8.4 by North Alabama (Oct. 26)	3.7 by Florida Tech (Oct. 5)
Fumbles	3 two times	0 vs. UNC-Pembroke (Nov. 7)	5 by Shorter (Sept. 21)	0 by West Alabama (Oct. 10)
Fumbles Lost	2 three times	0 four times	4 by Shorter (Sept. 21)	0 two times
Total Turnovers	6 vs. North Alabama (Oct. 26)	1 two times	5 by Delta State (Nov. 2)	0 by West Alabama (Oct. 10)
Penalties	13 at Delta State (Nov. 2)	4 at Texas A&M-Kingsville (Nov. 16)	12 two times	7 four times
Penalty Yardage	137 at Delta State (Nov. 2)	40 at Texas A&M-Kingsville (Nov. 16)	109 by Delta State (Nov. 2)	45 by Florida Tech (Oct. 5)
Punts	10 vs. UNC-Pembroke (Nov. 7)	2 vs. Angelo State (Sept. 28)	11 by Florida Tech (Oct. 5)	2 by Delta State (Nov. 2)
Punting Average	55.5 vs. Angelo State (Sept. 28)	30.5 vs. Fort Valley State (Sept. 7)	44.3 by Angelo State (Sept. 28)	18.7 by North Alabama (Oct. 26)
Average Yards/Punt Return	62.0 vs. Florida Tech (Oct. 5)	0.0 two times	13.7 by Fort Valley State (Sept. 7)	-3.0 by West Alabama (Oct. 10)
Average Yards/Kickoff Return	33.0 vs. Fort Valley State (Sept. 7)	15.7 vs. Florida Tech (Oct. 5)	33.0 by West Georgia (Oct. 19)	10.2 by Texas A&M-Kingsville (Nov. 16)
Interceptions	3 at Delta State (Nov. 2)	0 three times	4 by North Alabama (Oct. 26)	0 by Shorter (Sept. 21)
Possession Time	31:43 vs. Angelo State (Sept. 28)	21:33 vs. Shorter (Sept. 21)	38:27 by Shorter (Sept. 21)	28:17 by Angelo State (Sept. 28)
Sacks	6 vs. Shorter (Sept. 21)	0 two times	6 by UNC-Pembroke (Nov. 7)	0 four times
Field Goals	3 vs. Angelo State (Sept. 28)	0 seven times	3 by North Alabama (Oct. 26)	0 five times
Individual	Valdosta State	Opponent		
Rushing Attempts	30, Cedric O'Neal at Texas A&M-Kingsville (Nov. 16)	21, Kedrick Rhodes of West Alabama (Oct. 10)		
Net Rushing Yards	167, Cedric O'Neal at Texas A&M-Kingsville (Nov. 16)	157, Kedrick Rhodes of West Alabama (Oct. 10)		
Rushing Touchdowns	2, Austin Scott two times	2, four times		
Longest Rush	72, Austin Scott vs. Florida Tech (Oct. 5)	38, Jermie Calhoun of Angelo State (Sept. 28)		
Pass Attempts	51, Kaleb Nobles at Delta State (Nov. 2)	50, Luke Charles of UNC-Pembroke (Nov. 7)		
Pass Completions	31, Kaleb Nobles at Delta State (Nov. 2)	35, Luke Charles of UNC-Pembroke (Nov. 7)		
Passes had Intercepted	4, Cayden Cochran vs. North Alabama (Oct. 26)	3, Tyler Sullivan of Delta State (Nov. 2)		
Passing Yards	351, Kaleb Nobles at Delta State (Nov. 2)	520, Tyler Sullivan of Delta State (Nov. 2)		
Passing Touchdowns	6, Kaleb Nobles at Delta State (Nov. 2)	4, Tyler Sullivan of Delta State (Nov. 2)		
Longest Pass Play	69, Cayden Cochran to Seantavius Jones UNC-Pembroke (Nov. 7)	91, Kyle Caldwell to Malik Lofton of West Alabama (Oct. 10)		
Receptions	11, Seantavius Jones at West Georgia (Oct. 19)	10, Ricky Hunt of Delta State (Nov. 2)		
Receiving Yards	187, Seantavius Jones at West Georgia (Oct. 19)	203, Ricky Hunt of Delta State (Nov. 2)		
Receiving Touchdowns	6, Seantavius Jones at Delta State (Nov. 2)	3, Ricky Hunt of Delta State (Nov. 2)		
Punts	10, Dominic DeMasi vs. UNC-Pembroke (Nov. 7)	11, Brion Ashley of Florida Tech (Oct. 5)		
Punting Average	55.5, Dominic DeMasi vs. Angelo State (Sept. 28)	44.3, Sam Fowler of Angelo State (Sept. 28)		
Longest Punt	63, Dominic DeMasi vs. Angelo State (Sept. 28)	62, Chris Ward of Fort Valley State (Sept. 7)		
Punt Returns	4, Reginald Lewis at West Georgia (Oct. 19)	3, two times		
Punt Return Yards	68, Reginald Lewis vs. Angelo State (Sept. 28)	41, Thomas Wolfe of Fort Valley State (Sept. 7)		
Longest Punt Return	62, Willie Downs vs. Florida Tech (Oct. 5)	36, Thomas Wolfe of Fort Valley State (Sept. 7)		
Kickoff Returns	5, Reginald Lewis vs. North Alabama (Oct. 26)	6, Kaleb Leach of Florida Tech (Oct. 5)		
Kickoff Return Yards	131, Austin Scott vs. UNC-Pembroke (Nov. 7)	165, Derick Seward of West Georgia (Oct. 19)		
Longest Kickoff Return	97, Willie Downs at West Alabama (Oct. 10)	93, Derick Seward of West Georgia (Oct. 19)		
Field Goals	3, Anthony Pistelli vs. Angelo State (Sept. 28)	2, threetimes		
Field Goal Attempts	4, Anthony Pistelli vs. Angelo State (Sept. 28)	2, five times		
Longest Field Goal	42, Anthony Pistelli vs. Florida Tech (Oct. 5)	51, Matt Stoll of Texas A&M-Kingsville (Nov. 16)		
All-Purpose Yards	199, Austin Scott at Delta State (Nov. 2)	242, Ricky Hunt of Delta State (Nov. 2)		
Solo Tackles	14, Chris Pope at Delta State (Nov. 2)	8, two times		
Total Tackles	20, Chris Pope at Delta State (Nov. 2)	15, Trevor Pesek of Texas A&M-Kingsville (Nov. 16)		
Sacks	2.5, Lawrence Virgil vs. Fort Valley State (Sept. 7)	3.0, Matt Turner of UNC-Pembroke (Nov. 7)		
Tackles for Loss	4.5, Trokon Gaye at Texas A&M-Kingsville (Nov. 16)	3.0, Matt Turner of UNC-Pembroke (Nov. 7)		
Forced Fumbles	2, Lawrence Virgil vs. Shorter (Sept. 21)	2, DeRon Furr of Fort Valley State (Sept. 7)		
Fumble Recoveries	1, 15 times	1, seven times		
Longest Fumble Recovery	86, Dominique Wheeler vs. Angelo State (Sept. 28)	83, Lamar Smith of North Alabama (Oct. 26)		
Interceptions	2, Dominique Wheeler at Delta State (Nov. 2)	1, 17 times		
Longest Interception Return	70, Dominique Wheeler at Delta State (Nov. 2)	41, Levi Fell of North Alabama (Oct. 26)		

VALDOSTA STATE FOOTBALL

2013 GULF SOUTH CONFERENCE STANDINGS

	----- Conference -----					----- Overall -----					Home	Away	Neutral	Streak
	W	L	Pct.	PF	PA	W	L	Pct.	For	Opp				
North Alabama	5	1	.833	255	120	10	3	.769	517	257	5-1	5-2	0-0	Lost 1
West Alabama	5	1	.833	277	108	8	3	.727	544	245	6-0	1-3	1-0	Won 2
Delta State	4	2	.667	224	223	7	3	.700	400	318	4-0	3-2	0-1	Lost 1
Valdosta State	3	3	.500	220	213	6	4	.600	357	298	3-2	2-2	1-0	Won 1
West Georgia	3	3	.500	162	166	6	5	.545	324	298	4-2	2-3	0-0	Won 1
Florida Tech	1	5	.167	118	256	5	7	.417	284	363	4-2	0-5	1-0	Won 2
<i>Shorter</i>	<i>0</i>	<i>6</i>	<i>.000</i>	<i>72</i>	<i>241</i>	<i>2</i>	<i>9</i>	<i>.182</i>	<i>228</i>	<i>373</i>	<i>0-5</i>	<i>1-5</i>	<i>0-0</i>	<i>Won 1</i>

not eligible for conference championship

2013 BLAZER HONORS

<p>Beyond Sports Network All-America Seantavius Jones, Wide Receiver (HM)</p> <p>D2Football.com All-America Seantavius Jones, Wide Receiver (2nd) Lawrence Virgil, Defensive Tackle (2nd)</p> <p>Football Gazette All-America Lawrence Virgil, Defensive Tackle (3rd)</p> <p>Football Gazette All-Super Region 2 Lawrence Virgil, Defensive Tackle Dominic DeMasi, Punter (2nd) Cedric O'Neal, Running Back (3rd)</p> <p>Daktronics All-Super Region 2 Chris Pope, Linebacker</p> <p>All-Gulf South Conference Cedric O'Neal, Running Back Seantavius Jones, Wide Receiver</p>	<p>Lawrence Virgil, Defensive Tackle Chris Pope, Linebacker Dominique Wheeler, Cornerback Dominic DeMasi, Punter Regginald Lewis, Wide Receiver (2nd) Felei Tauave, Offensive Guard (2nd) Tevin Davis, Defensive End (2nd) Jeremy Grable, Linebacker (2nd)</p> <p>GSC All-Academic Team Colin Glasco, Offensive Tackle Michael Miller, Center Kenny Murphy, Linebacker</p> <p>GSC Academic Honor Roll Jacob Chesser, Quarterback Scott Crawford, Offensive Tackle Manny Evans, Cornerback Jonathan Frink, Defensive End Colin Glasco, Offensive Tackle Will Johnson, Tight End</p>	<p>Kenny Murphy, Linebacker Kaleb Nobles, Quarterback Joe Little, Tight End Matt Mazick, Tight End Michael Miller, Center Carrington Reyes, Offensive Guard Austin Scott, Running Back Jake Walker, Kicker Doral White, Defensive Tackle Thomas Wright, Fullback Jesse Yancey, Offensive Tackle Roshmel Young, Wide Receiver</p> <p>GSC Offensive Player of the Week Austin Scott, Running Back Oct. 6 Seantavius Jones, Wide Receiver Nov. 3</p> <p>GSC Defensive Player of the Week Dominique Wheeler, Cornerback Sept. 29 Jeremy Grable, Linebacker Nov. 17</p>	<p>GSC Special Teams Player of the Week Regginald Lewis, Punt Returner Sept. 29</p>
--	--	--	--

AFCA TOP 25

1. Northwest Missouri State
2. Lenoir-Rhyne
3. Grand Valley State
4. West Chester
5. St. Cloud State
6. Minnesota State-Mankato
7. Colorado State-Pueblo
8. Minnesota-Duluth
9. Shepherd
10. North Alabama
11. West Texas A&M
12. Ohio Dominican
13. Henderson State
14. Winston-Salem State
15. UNC-Pembroke
16. Bloomsburg
17. Carson-Newman
18. Indianapolis
19. Pittsburg State
20. Emporia State
21. Slippery Rock
22. Saginaw Valley State
23. Newberry
24. Indiana (Pa.)
25. Tuskegee

D2FOOTBALL.COM TOP 25

1. Northwest Missouri State
2. Lenoir-Rhyne
3. Grand Valley State
4. Minnesota State-Mankato
5. St. Cloud State
6. Minnesota-Duluth
7. West Texas A&M
8. West Chester
9. Colorado State-Pueblo
10. North Alabama
11. Pittsburg State
12. Ohio Dominican
13. Shepherd
14. Henderson State
15. Winston-Salem State
16. Bloomsburg
17. Carson-Newman
18. UNC-Pembroke
19. Emporia State
20. Indianapolis
21. Missouri Western State
22. Saginaw Valley State
23. Slippery Rock
24. Newberry
25. Newberry



HISTORY AND RECORDS

VALDOSTA STATE AND THE HARLON HILL TROPHY


Valdosta State football has played a large role in the selection of the Division II player-of-the-year, who receives the coveted Harlon Hill Trophy during festivities held in conjunction with the national championship game in early December each year. The trophy is named after former Florence State Teacher's College (now University of North Alabama) wide receiver Harlon Hill, who went on to start for the Chicago Bears in the NFL.

In 1994, Chris Hatcher won the Hill trophy by the second largest vote margin in the 17-year history of the award. Hatcher won the award after throwing for 4,076 yards and 55 touchdowns, against just 10 interceptions, while completing 367 of 508 passes. Hatcher led Division II in passing efficiency during the regular season and directed VSU to its first Division II post-season appearance.

Two years later, Lance Funderburk, his successor as Blazer quarterback, was runner-up for the prestigious honor. Funderburk completed 342 of 532 passes on the season, a .643 completion percentage, and threw 38 touchdowns while being intercepted 14 times. His 4,226 yards passing on the year are both a Valdosta State and Gulf South Conference record.

In 2000, then junior quarterback Dusty Bonner was a landslide winner of the award, making Valdosta State one of only three schools to boast multiple winners. Bonner directed VSU to a 10-2 mark on the year while completing 351 of 488 passes. He tied Hatcher's Blazer and Gulf South Conference mark of 55 touchdown passes, against just eight interceptions, and tallied 4,126 yards.

In 2001, Bonner took home the gold once again, becoming only the second player in the history of the award to win it back-to-back. Bonner completed 298 of his 425 passing attempts for 4,037, becoming the first player in VSU history to throw more than 4,000 yards in back-to-back years. The senior threw 52 touchdowns and 14 interceptions while completing 70.1% of his passes.



Dusty Bonner
2000 and 2001 winner

VALDOSTA STATE'S HARLON HILL FINALISTS

Chris Hatcher

1991-94 ♦ 1994 Harlon Hill Trophy Winner

Year	Att	Comp	Int.	Pct.	Yds	TDs
1991	150	81	4	.540	1088	8
1992	400	264	14	.660	2548	21
1993	471	335	11	.711	3651	37
1994	508	367	10	.722	4076	55
Totals	1529	1047	39	.685	11,363	121

Lance Funderburk

1992-96 ♦ 1996 Harlon Hill Trophy Runner-up

Year	Att	Comp	Int.	Pct.	Yds	TDs
1992	10	5	1	.500	40	0
1993	41	28	0	.683	220	3
1995	544	356	12	.654	3706	26
1996	532	342	14	.643	4226	38
Totals	1127	731	27	.649	8192	67


Dusty Bonner

2000-01 ♦ 2000 and 2001 Harlon Hill Trophy Winner

Year	Att	Comp	Int.	Pct.	Yds	TDs
2000	488	351	8	.719	4126	55
2001	425	298	14	.701	4037	52
Totals	913	649	22	.711	8163	107



Chris Hatcher
1994 winner



Lance Funderburk
1996 runner-up

VALDOSTA STATE ATHLETIC HALL OF FAME

Initiated in 1997, the Valdosta State University Athletic Hall of Fame is an honorary society begun 18 years ago to further enhance the sparkling reputation of VSU athletics. Seven former student-athletes and one former coach/administrator comprised the inaugural class. Since that inaugural ceremony, VSU has held 17 more Hall of Fame Induction Ceremonies, with 94 individuals and three teams garnering the prestigious honor of being recognized as the "best of the best" among Blazer student-athletes and supporters.

Blazer football is well represented in the VSU Athletics Hall of Fame as fourteen former players are members of the Hall. Jessie Tuggle was a member of the inaugural class, while Antonio Edwards followed three years later. Chris Hatcher was enshrined in 2001 and Keith Moore in 2002 before another two-year lay-off among football inductees. Lance Funderburk was added in 2004 before Dusty Bonner, who was inducted in 2007, began the current string of eight straight years with a football honoree. The 2008 Class saw a pair of football players enter as C.J. Lofton and Reggie Mosley were inducted while Dallis Smith followed in 2009 and Randy Fisher in 2010. Aaron Jenkins gained the recognition in 2011, as did the 2004 National Championship team, and Antonio Speed in 2012 while Andre Hampton was recognized in 2013. Sherard Reynolds became the latest football inductee when he was a part of the largest class in the Hall history in 2014.

1997 Class: Eric Anderson, Men's Tennis, 1988-91; Sam Bowen, Men's Basketball, 1973-74; Eddie Brown, Men's Basketball, 1977-81; Chan Dixon, Women's Tennis, 1988-91; Joe Germano, Cross Country, 1976-77; Billy Grant, Coach/AD, 1959-84; Susan Taylor, Women's Basketball, 1976-80; Jessie Tuggle, Football, 1983-86

1998 Class: Gary Colson, Coach, 1958-68; Gene Felts, Baseball, 1971-74; Bobby Ritch, Men's Basketball, 1962-66; Shannon Williams, Women's Basketball, 1986-90

1999 Class: Candace Fincher, Women's Basketball, 1983-87; Nancy Irby, Women's Tennis, 1979-82; Louise Odom Howell, American Ball, 1931-35; Mike Perry, Baseball/Men's Basketball, 1960-64; Jackie Studstill, Women's Basketball, 1931-35; Cecil Whitehead, Baseball, 1976-78

2000 Class: Antonio Edwards, Football, 1989-92; Willie Oxford, Men's Basketball, 1969-73; Kelly Scott, Baseball, 1979-80; Lyndal Worth, Coach, 1974-81

2001 Class: Briny Baird, Golf, 1994-95; JoJo Blaha, Baseball, 1984-87; Carol Chason, Women's Basketball, 1975-79; Chris Hatcher, Football, 1991-94

2002 Class: Mike Jones, Baseball, 1982-85; Ray McCully, Men's Basketball, 1962-66; Keith Moore, Football, 1984-87; Janice Washington, Women's Basketball, 1980-84

2003 Class: Jeff Agerter, Baseball, 1982-83; Sue Ann Christie, Women's Basketball, 1974-78; Masa Oreskovic, Women's Tennis, 1991-94; Olivia Parks, Softball, 1992-95

2004 Class: Lance Funderburk, Football, 1992-96; Daryl Greenan, Men's Tennis, 1991-95; Bridgett Moore, Women's Basketball, 1983-87; Bryan Shover, Baseball, 1992-95

2005 Class: 1979 National Championship Baseball Team; Tim Dominey, Men's Basketball, 1970-73; Sachin Kirtane, Men's Tennis, 1995-98; David Yarmitzky, Golf, 1990-92

2006 Class: Klaus Acker, Men's Tennis, 1997-98; Kevin Durkin, Golf, 1998-99; Tommy Thomas, Coach, 1967-2007; Dawn Wynn, Women's Basketball, 1991-95

2007 Class: Sal Almadeo, Baseball, 1977-79; Dusty Bonner, Football, 2000-01; Steve Roberts, Sports Information, 1981-2006; Nico Sablowski, Men's Tennis, 1998-2001; Tracy Spolden Kimethu, Women's Basketball, 1998-2001

2008 Class: Dr. Kurt Jacobson, Team Physician, 1984-present; C.J. Lofton, Football, 1999-2002; Kathy Kennedy Matthews, Women's Basketball, 1993-1997; Reggie Mosley, Football, 1999-2002; Aparna Sreenivasan, Women's Tennis 1999-2001

2009 Class: Tommy Clark, Supporter, 1966-present; James Dominey, Coach, 1971-2000; Cathy McCurdy Guzay, Women's Basketball, 1976-79; John Hansen, Coach, 1972-present; Dallis Smith, Football, 1983-86

2010 Class: Nicky Balanis, Coach, 1987-2000; Randy Fisher, Football, 1986-89; Bobby McDonald, Baseball, 1996-98; Dr. Lamar Pearson, Supporter, 1965-present; Kim South-

all, Softball, 1991-94; Michael Terry, Men's Basketball, 1964-68

2011 Class: 2004 National Championship Football Team; Jason Bulger, Baseball, 1996-2001; Red Cross, Supporter, 1955-present; Jill Ferrell, Women's Tennis, 1984-87; Aaron Jenkins, Football, 2000-03; Jerome Register, Baseball, 1973-74; Eduardo Rincon, Men's 2004-05

2012 Class: 2006 National Championship Men's Tennis Team; Eddie Fischer, Baseball, 1966-1969; Owen Harris, Supporter, 1978-present; Tommy Johnson, Baseball/Men's Basketball, 1962-66; Eva Petschnig, Women's Tennis, 2003-05; Christoph Schneider, Men's Tennis 2003-06; Antonio Speed, Football, 1995-99

2013 Class: Annika Biro, Women's Tennis, 2003-06; Jon Good, Golf, 1995-96; Andre Hampton, Football, 1991-94; Jerry and Kay Jennett, Contributors, 1970s-present; Jim Madaleno, Athletic Trainer, 1982-84, '89-97; Robert Morgan, Baseball, 2004-05; Don Reason, Men's Basketball, 1972-75

2014 Class: Alex Acosta, Softball, 2007-08; Kenny Alston, Men's Basketball, 1971-75; Wayne Fugett, Baseball, 1980-83; Shirley McCulley, Contributor, 2004-present; Jay Penny, Men's Tennis, 1978-80; Sherard Reynolds, Football, 2005-08; Bobby Tucker, Administrator, 1970-present; Tevis Upton, Golf, 1997-99; Deidre Williams, Women's Basketball, 1992-96



Jessie Tuggle



Antonio Edwards



Chris Hatcher



Keith Moore



Lance Funderburk




Dusty Bonner



C.J. Lofton



Reggie Mosley




Dallis Smith



Randy Fisher



Aaron Jenkins



Andre Hampton

FORMER BLAZERS IN THE PROFESSIONAL RANKS

A total of 259 Valdosta State Blazers have joined the pro ranks upon completing their eligibility at the school. These players have gone on to have successful careers at every level of professional football, including the National Football League, the Canadian Football League and the Arena Football League.

Valdosta State's most famous football alum, in terms of a post-VSU career, is former Atlanta Falcon Jessie Tuggle. Tuggle joined the Falcons in 1987 and spent his entire 13-year career with the team. He played in five Pro Bowls and ended his career with an NFL record five fumbles returned for touchdowns. Tuggle registered 12 straight 100-tackle seasons and ended his playing days with a team-record 2,065 tackles.

Richard Collier, who ended his VSU career in 2005 signed a free agent contract with the Jacksonville Jaguars prior to the 2006 season and played in four games at offensive tackle. He went on to appear in four more games during the 2007 season.

Since David Dean took over as head coach of the Blazers, 11 former players have gone on to the NFL ranks. Maurice Leggett, who played on Valdosta State's 2004 and 2007 national championship squads, signed a free agent contract with the Kansas City Chiefs in 2008 and went on to earn te team's Rookie of the Year honors while Larry Dean, who finished his career as VSU's all-time leading tackler, signed with the Minnesota Vikings in 2011. Quarterback Willie Copeland, who led VSU to the 2007 national title, signed with the Miami Dolphins in 2008 and offensive guard Edmund Kugbila became the highest draft pick in Valdosta State history when he was taken in the fourth round as the 108th overall pick of the 2013 NFL Draft by the Carolina Panthers. Offensive tackle Ryan Schraeder signed a free agent contract with the Atlanta Falcons and went on to play in 13 games and make four starts, while cornerback Matt Pierce with the Tennessee Titans. In 2014, defensive tackle Lawrence Virgil and wide receiver Seantavious Jones signed free agent deals with the New Orleans Saints while wide receiver Gerald Ford signed with the Cleveland Browns, cornerback Dominique Wheeler with the Jacksonville Jaguars and linebacker Jeremy Grable with the New England Patriots.

Other former Blazers to make the pro ranks have included: (first team, league) Mark Catano (Pittsburgh, NFL), Richard Freeman (Atlanta, NFL), Randy Fisher (New Orleans, NFL), Artie Ulmer (Atlanta, NFL), Robert Williams (Kansas City, NFL), Carlos Johnson (Philadelphia, NFL), Robert Morris (Seattle, NFL), Dusty Bonner (Atlanta, NFL), Antonio Edwards (Carolina, NFL), Mike Bowman (Green Bay, NFL), Brad Trout (Atlanta, NFL), Mike Berry (Indianapolis, NFL), Reggie Rhodes (Miami, NFL), Dominique Ross (Tampa Bay, NFL), Erasmus Harvey (Winnipeg, CFL), Lance Funderburke (Montreal, CFL), Ced Dickerson (Winnipeg, CFL), Andre Hampton (Shreveport, AFL), York Kurinsky (Birmingham, AFL), Gerald Davis (Hamilton Tiger-Cats, CFL), T.J. Williams (Manchester, AFL2) and C.A. Sanders (Billings Outlaws/IFL).



Richard Collier



Maurice Leggett



Larry Dean



Jessie Tuggle

2014 BLAZER RECORD BOOK

BLAZER SUPERLATIVES

COLLEGE FOOTBALL HALL OF FAME INDUCTEES

2007

Jessie Tuggle

DIVISION II FOOTBALL HALL OF FAME

2002

Jessie Tuggle

2005

Chris Hatcher

ALL-AMERICA HONOREES

1982	Mark Catano, OT
1984	Lenny Parker, LB; Keith Moore, K; Chris Dupree (HM)
1986	Jessie Tuggle, LB
1988	Robert Morris, DL; Jimmy Brookins, LB (2 nd); Mikeal Lovejoy, S (2 nd); Randy Fisher, FL (HM)
1989	Randy Fisher, FL
1990	Deon Searcy, FS; Jack McTyre, K
1991	Antonio Edwards, DE (Defensive Lineman of the Year)
1993	Chris Hatcher, QB; York Kurinsky, OT
1994	Chris Hatcher, QB
1996	Lance Funderburk, QB
1997	Richard Freeman, DE
1998	Antonio Speed, LB
2000	Dusty Bonner, QB; C.J. Lofton, TE

2001	Dusty Bonner, QB; C.J. Lofton, TE; Reggie Mosley, WR; Tully Payne, C; Jason King, OT
2002	Aaron Jenkins, RB; C.J. Lofton, TE; Reggie Mosley, WR; Dewayne Smith, NG
2004	Will Rhody, K; Torrey Howard, OL; Tim Thompson, DL; Spencer Fortson, DB; Tyran Robinson, RB; Fabian Walker, QB
2006	Sherard Reynolds, FS
2007	Sherard Reynolds, FS; Cedric Jones, WR; William Montford, LB
2008	Sherard Reynolds, FS
2010	Larry Dean, LB (Defensive Player of the Year; Stevie Harden, CB
2011	Ryan Schraeder, OT; Edmund Kugbila, OT; Harrison Dreiling, FS
2012	Ryan Schraeder, OT; Edmund Kugbila, OG; Cayden Cochran, QB; Gerald Ford, WR; Tyler Josey, DE; Chris Pope, LB, Mesh Wokomaty, OT; Lawrence Virgil, DT
2013	Seantavius Jones, WR, Lawrence Virgil, DT

NATIONAL DEFENSIVE PLAYER OF THE YEAR

2010

Larry Dean

NCAA POSTGRADUATE SCHOLARSHIP WINNERS

1994

Chris Hatcher

NCAA TODAY'S TOP EIGHT

Awarded to the NCAA's Top Eight Student-Athletes, regardless of Division, based on athletic achievement, academic achievement and community service

1994

Chris Hatcher

GSC COMMISSIONER'S TROPHY

Awarded to the Gulf South Conference's Top Male Student-Athlete, based on athletic achievement, academic achievement and community service

1994

Chris Hatcher

1995

Chris Hatcher

1997

Lance Funderburke

GSC TOP TEN

Awarded to the Gulf South Conference's Top 10 Student-Athletes, based on athletic achievement, academic achievement and community service

1997

Lance Funderburke

2001

Dusty Bonner

2013

Ryan Schraeder

award began in 1997

COSIDA ACADEMIC ALL-AMERICANS

1993

Chris Hatcher

1994

Chris Hatcher

2001

Dusty Bonner

2004

Will Rhody

GSC OFFENSIVE

PLAYER OF THE YEAR

1994	Chris Hatcher, QB
1996	Lance Funderburke, QB
2000	Dusty Bonner, QB
2001	Dusty Bonner, QB
2002	Aaron Jenkins, RB
2012	Gerald Ford, WR

GSC DEFENSIVE

PLAYER OF THE YEAR

1986	Jessie Tuggle, LB
1992	Antonio Edwards, DE
1998	Antonio Speed, LB
1995	Antonio Speed, LB
2002	Dewayne Smith, DE
2010	Larry Dean, LB

GSC FRESHMAN OF THE YEAR

1986	Randy Fisher, WR
1988	Ramon Allen, RB
2006	Cedric Jones, WR
2008	Chris Hart, QB
2009	Gerald Ford, WR
2012	Cedric O'Neal, RB

GSC COACH OF THE YEAR

1996	Hal Mumme
2000	Chris Hatcher
2001	Chris Hatcher
2002	Chris Hatcher
2010	David Dean



Chris Hatcher was named the 1994 Offensive Player of the Year while winning the 2000, 2001 and 2002 Coach of the Year honors, making him one of only two people in GSC history to earn honors as both a player and coach

GSC 1980-89

TEAM OF THE DECADE

OL	Mark Catano
LB	Jessie Tuggle
WR	Randy Fisher (2 nd)
LB	Lenny Parker (2 nd)
DB	Dallis Smith (2 nd)

GSC 1990-99

TEAM OF THE DECADE

QB	Chris Hatcher
RB	Dominique Ross
WR	Robert Williams
DL	Antonio Edwards
LB	Antonio Speed

no second team chosen

GSC 2000-09

TEAM OF THE DECADE

QB	Dusty Bonner
RB	Aaron Jenkins
WR	Reggie Mosley
OG	Torrey Howard
TE	C.J. Lofton
PK	Will Rhody
DB	Sherard Reynolds
WR	Cedric Jones (2 nd)
OT	Gerald Davis (2 nd)
DL	Tim Thompson (2 nd)

GSC 2000-09

OFFENSIVE PLAYER OF THE DECADE

Dusty Bonner, QB

GSC 2000-09

COACH OF THE DECADE

Chris Hatcher

GSC 1971-95

TEAM OF THE QUARTER CENTURY

QB	Chris Hatcher
OL	Mark Catano
OL	York Kurinsky
WR	Randy Fisher
LB	Jessie Tuggle
DB	Dallis Smith

GSC 1971-95

OFFENSIVE PLAYER OF THE QUARTER CENTURY

QB Chris Hatcher

ALL-GULF SOUTH CONFERENCE HONOREES

1982	Carl Armstrong, WR; Mark Catano, OT (2 nd); Cliff Fouty, LB (2 nd); Jimmy Francis, CB (2 nd); James Owens, QB (2 nd)	Johnson, FS; Erasmus Harvey, LB (2 nd); Shay Williams, DE (2 nd); Edward Mitchell, LB (2 nd)	Wesley Brown, FS/BT (2 nd); Elliott Burkes, CB (2 nd)	2010	Larry Dean, LB; Stevie Harden, CB; Demario Jones, DT; Ronnye Nelson, AP; Dudley Spence, FS (2 nd); Jack Fulford, P (2 nd)
1983	Lenny Parker, LB; Mark Catano, OT; Cliff Fouty, LB (2 nd); Dallis Smith, CB (2 nd)	1995	Tauese Letuli, OG; Sean Pender, WR; Lance Funderburke, QB (2 nd); Ryan Branch, LB (2 nd); Drew McPhail, OT (2 nd); Wayne DeVane, P (2 nd)	2004	Tyran Robinson, RB; Torrey Howard, OL; Tim Thompson, DE; Spencer Fortson, DB; Will Rhody, K; Derrick Hill, DE (2 nd); Terel Toomer, DL (2 nd); Leighton Cooley, OL (2 nd); Will Shelton, OL (2 nd); Sam Reynolds, DB (2 nd); Travis Tidwell, P (2 nd)
1984	Lenny Parker, LB; Dallis Smith, CB (2 nd); Jessie Tuggle, DE (2 nd); Timmy Massey, SS (2 nd); Chuck Dunmon, OG (2 nd)	1996	Lance Funderburke, QB; Rodney Brown, WR; Sean Pender, WR; Felise Muai, OL; Drew McPhail, OL; Artie Ulmer, DL; James Lockhart, LB	2005	Tim Thompson, DE; Richard Collier, OT; Michael Green, K; Dedrick Morrison, DE (2 nd)
1985	Jessie Tuggle, LB; Dallis Smith, CB; Terry Mallory, P; Freddie Thomas, LB (2 nd); Jimmy Francis, FS (2 nd); Mark Dace, QB (2 nd); R.D. Swain, OG (2 nd); Darrien Teals, WR (2 nd)	1997	Mike Bowman, WR; Richard Freeman, DE; Jesse Sutton, LB; Vontrell Mitchell, RB (2 nd); David Fox, DE (2 nd); Arto Vartanian, DT (2 nd); Brad Trout, SS (2 nd); James Lightfoot, K (2 nd); Eric Doggett, RS (2 nd)	2006	Cedric Jones, WR; Travis Harrison, DE; Sherard Reynolds, FS/RS (2 nd); Shawn Harris, BT; Willie Copeland, QB (2 nd); William Montford, LB (2 nd)
1986	Jessie Tuggle, LB; Dallis Smith, CB; Randy Fisher, WR; Terry Mallory, P; R.D. Swain, OG (2 nd); James Gibson, DT (2 nd); Keith Reddings, DE (2 nd)	1998	Arto Vartanian, DT; Antonio Speed, LB; Jesse Sutton, LB; Dennis Fryzel, WR (2 nd); Vaughn Clark, CB (2 nd)	2007	Cedric Jones, WR; Sherard Reynolds, FS; William Montford, LB; Gerald Davis, OT; Maurice Leggett, BT; Travis Harrison, DE (2 nd); Michael Terry, RB (2 nd)
1987	Randy Fisher, WR; Jimmy Brookins, LB (2 nd)	1999	Antonio Speed, LB; Michael Williams, LB; Vaughn Clark, CB; Jason King, OT (2 nd); Travis Francis, RB (2 nd); Bo Barilauskas, DT (2 nd); Willie Caldwell, NG (2 nd); Eric Doggett, RS (2 nd)	2008	Sherard Reynolds, FS; Demario Jones, DT; Albert Dukes, WR (2 nd); Larry Dean, LB (2 nd); Jack Fulford, P (2 nd); Joey Farmer, DT (2 nd)
1988	Randy Fisher, WR; Jimmy Brookins, LB; Buddy Phillips, OT; Robert Morris, DT (2 nd)	2000	Dusty Bonner, QB; C.J. Lofton, TE; Tully Payne, C (2 nd); Mike Fowler, LB (2 nd); Reggie Cockerm, LB (2 nd); Ced Dickerson, FS (2 nd); Derrick Hill, BT (2 nd)	2009	Larry Dean, LB; Cedric Jones, WR; Carlos Anderson, CB; Gerald Ford, WR (2 nd); Jack Fulford, P (2 nd)
1989	Randy Fisher, WR; Keith Jones, TE; Deon Searcy, CB; Robert Morris, DE; Ramon Allen, RB (2 nd); Shaun Utley, LB (2 nd); Randy Williams, C (2 nd)	2001	Dusty Bonner, QB; Reggie Mosley, WR/RS; C.J. Lofton, TE; Aaron Jenkins, RB; Bill Epps, OG; Jason King, OT; Reggie Cockerm, LB; Mike Fowler, LB; Ced Dickerson, DB; Shaunta Dismuke, BT; Keith Gosse, OG (2 nd); Anthony Poole, DT (2 nd); Reggie Rhodes, DT (2 nd); Derek Braxton, CB (2 nd)	2012	Cayden Cochran, QB; Cedric O'Neal, RB; Gerald Ford, WR; Seantavius Jones, WR; Regginald Lewis, WR; Edmund Kugbila, OG; Cam Short, OG; Ryan Schraeder, OT; Mesh Wokomaty, OT; Tyler Josey, DL; Jeremy Grable, LB; Chris Pope, LB; Matt Pierce, CB; Tevin Davis, DE (2 nd); Lawrence Virgil, DT (2 nd); Daniel Andersen, P (2 nd)
1990	Antonio Edwards, DE; Jack McTyre, K; Dexter Holiday, WR (2 nd)	2002	Aaron Jenkins, RB; Buster Faulkner, QB; Reggie Mosley, WR; C.J. Lofton, TE/BT; Torrey Howard, OG; Chance Hutto, OT; Dewayne Smith, NG; Tabious Carter, LB; Ced Dickerson, DB; Reggie Rhodes, DT (2 nd); Marlin Adams, LB (2 nd); Jason Cost, LB (2 nd)	2013	Cedric O'Neal, RB; Seantavius Jones, WR; Lawrence Virgil, DT; Chris Pope, LB; Dominique Wheeler, DB; Dominic DeMasi, P; Regginald Lewis, WR (2 nd); Felei Tauave, OG (2 nd); Tevin Davis, DE (2 nd); Jeremy Grable, LB (2 nd)
1991	Antonio Edwards, DE; Chris Dupree, SS; Don Kelly, K; Will O'Steen, C; Marcus Walker, DL (2 nd); Dexter Holiday, WR (2 nd); Scott Long, TE (2 nd)	2003	Torrey Howard, OG; Tim Thompson, DE; Jason Cost, LB; Andre Zellner, TE (2 nd); Derrick Hill, DE (2 nd); Dee Williford, LB (2 nd);		
1992	Antonio Edwards, DE; Chris Dupree, SS; Calvin Walker, WR; York Kurinsky, OT; Chris Hatcher, QB (2 nd); Matt Moore, OG (2 nd); Andre Hampton, DE (2 nd); Erasmus Harvey, LB (2 nd)				
1993	Chris Hatcher, QB; Calvin Walker, WR; York Kurinsky, OL; Andre Hampton, DE; Erasmus Harvey, LB; Tony Hill, SS; Stanley Flanders, RS (2 nd)				
1994	Chris Hatcher, QB; Dominique Ross, FB; Robert Williams, WR; Stanley Flanders, WR; Matt Moore, OG; Andre Hampton, DE; Marcus				



GULF SOUTH CONFERENCE PLAYERS OF THE WEEK

OFFENSE

09/20/82	Brad Bauer, K
11/07/83	Tracy Soles, RB
11/14/83	Henry Chubb, FB
09/23/85	Tony Allen, RB
11/18/85	Mark Dace, QB
09/29/86	Mark Dace, QB
10/27/86	Michael Williams, RB
10/26/87	Tye Cottle, QB
10/03/88	Tye Cottle, QB
10/24/88	Darrien Teals, WR
11/07/88	Ramon Allen, RB
10/16/89	Tye Cottle, QB
09/17/90	Ramon Allen, RB
11/18/91	Robert Williams, WR
11/02/92	Chris Hatcher, QB
11/09/92	Chris Hatcher, QB
11/09/92	Calvin Walker, WR
09/20/93	Dominique Ross, FB
10/04/93	Chris Hatcher, QB
11/01/93	Dominique Ross, FB
09/12/94	Chris Hatcher, QB
09/19/94	Stanley Flanders, WR
09/26/94	Chris Hatcher, QB
10/03/94	Dominique Ross, FB
10/10/94	Chris Hatcher, QB
10/17/94	Robert Williams, WR
10/31/94	Chris Hatcher, QB
09/02/95	Lance Funderburke, QB
10/07/95	Lance Funderburke, QB
11/04/95	Sean Pender, WR
08/31/96	Lance Funderburke, QB
09/07/96	Rodney Brown, WR
10/05/96	Lance Funderburke, QB
10/12/96	Lance Funderburke, QB
10/19/96	Lance Funderburke, QB
11/09/96	Vontrell Mitchell, FB
10/04/97	Mike Bowman, WR
11/08/97	Mike Bowman, WR
08/29/98	Dennis Fryzel, WR
08/26/00	Dusty Bonner, QB
09/16/00	Dusty Bonner, QB
11/04/00	Dusty Bonner, QB
11/11/00	Reggie Mosley, WR
09/15/01	Dusty Bonner, QB
09/22/01	Aaron Jenkins, RB
09/29/01	Dusty Bonner, QB
10/06/01	Dusty Bonner, QB
10/13/01	Aaron Jenkins, RB
11/03/01	Aaron Jenkins, RB
10/07/02	Buster Faulkner, QB
10/21/02	Aaron Jenkins, RB
09/08/03	Barrett Wilkes, QB
10/06/03	Barrett Wilkes, QB
10/27/03	Barrett Wilkes, QB
10/04/04	Fabian Walker, QB
08/29/05	Barrett Wilkes, QB
10/17/05	Barrett Wilkes, QB
09/30/06	Willie Copeland, QB
09/29/07	Michael Terry, RB
10/10/09	Kellen Lewis, QB
09/04/11	Austen Roberts, QB
10/09/11	Cayden Cochran, QB
09/09/12	Gerald Ford, WR
09/16/12	Gerald Ford, WR
10/21/12	Seantavious Jones, WR

10/28/12	Cayden Cochran, QB
11/04/12	Cayden Cochran, QB
10/06/13	Austin Scott, RB
11/03/13	Seantavious Jones, WR

DEFENSE

09/26/83	Lenny Parker, LB
11/14/83	Derrick Harris, DB
09/24/84	Derrick Harris, DB
10/15/84	Lenny Parker, LB
11/12/84	Lenny Parker, LB
11/04/85	Jimmy Francis, FS
09/15/86	Jessie Tuggle, LB
09/22/86	Jeff Hanton, FS
10/06/86	Jessie Tuggle, LB
09/21/87	Jimmy Brookins, LB
10/17/88	Mikeal Lovejoy, FS
11/14/88	Robert Morris, DE
09/18/89	Robert Morris, DE
09/24/90	Freddie Richardson, LB
10/01/90	Antonio Edwards, DE
10/14/91	Antonio Edwards, DE
11/18/91	Chris Dupree, DB
09/21/92	Erasmus Harvey, LB
10/12/92	Andre Hampton, DE
09/27/93	Tony Hill, DB
11/01/93	Andre Hampton, DE
09/23/95	Tommy Johnson, DE
10/05/96	Jesse Sutton, LB
09/20/97	Richard Freeman, DE
10/04/97	Richard Freeman, DE
08/29/98	Mike Williams, LB
10/31/98	Antonio Speed, LB
08/28/99	Reggie Cockerm, LB
09/18/99	Michael Williams, LB
10/23/99	Antonio Speed, LB
08/26/00	Mike Fowler, LB
11/10/01	Wesley Brown, FS
09/02/02	Marlin Adams, LB
11/04/02	DeWayne Smith, DT

10/07/06	Maurice Leggett, CB
09/19/10	Larry Dean, LB
09/26/10	Stevie Harden, DB
11/07/10	Harrison Dreiling, SS
09/11/11	Ryan Smith, LB
09/18/11	Chris Pope, LB
10/16/11	Matt Pierce, CB
10/14/12	Chris Pope, LB
11/04/12	Tyler Josey, DE
09/29/13	Dominique Wheeler, DB
11/17/13	Jeremy Grable, LB

SPECIAL TEAMS

08/29/98	Andy Gibbs, P
09/11/99	Eric Doggett, PR
09/02/00	Reggie Mosley, PR
10/07/00	Andy Gibbs, P
11/11/00	Aaron Jenkins, KR
09/15/01	Reggie Mosley, KR
11/04/02	Kenn Barnett, P
10/13/03	Bama Adams, PR
09/25/04	Will Rhody, K
10/24/05	Michael Green, K
09/23/06	Sherard Ryenolds, PR
10/07/06	Sherard Ryenolds, PR
10/19/08	Jack Fulford, P
09/05/10	Daniel Andersen, K
09/26/10	Jack Fulford, P
10/17/10	Jack Fulford, P
10/31/10	Jack Fulford, P
09/18/11	Daniel Andersen, K
09/09/12	Quin Roberson, PR
10/14/12	Daniel Andersen, K
10/21/12	Daniel Andersen, K
11/04/12	Daniel Andersen, K
09/29/13	Regginald Lewis, PR

NATIONAL PLAYER OF THE WEEK



ALL-TIME LETTERWINNERS

A

Ashley Abrams, DB	1982
Bama Adams, WR	2002-04
Marlin Adams, LB	2000-03
Kevin Adkins, DB	2004-06
Howard Akers, WR	1987-88
Timi Aganga-Williams, LB	2002-03
Matt Alexander, OT	1990-91
Jody Allen, DE	1982
Ramon Allen, RB	1988-91
Steve Allen, OT	1982
Tony Allen, RB	1985
Greg Alley, OG	1982-83
Daniel Andersen, K	2009-12
Carlos Anderson, DB	2006-09
Chris Anderson, WR	2012-13
Jazzin Anderson, CB	2012-13
Kelvin Anderson, WR	1993
Tirrell Andrews, WR	1994-96
Ryan Angel, DT	2008-09
Greg Archibong, RB	2012
Carl Armstrong, WR	1982
Cary Arneson, DB	1982
David Arnold, RB	2009-10
Thomas Arnold, RB	2005
David Ashby, P	1993-94
Eddie Ashley, RB	1990
Tyler Aurandt, WR	2003-06
Eugene Autry, DB	1993-94

B

Keith Backstrom, LB	1988-89
David Bailey, RB	2010-11
Darryl Baker, LB	1999-02
Desmon Baker, DE	1995-96
Mike Baldwin, DB	1990
Ashton Ballard, FS	2012-13
Bryan Banks, OT	1984-87
David Banks, TE	1992-94
Tony Barnes, LB	1999-00
Kenn Barnett, QB/P	1999, 2002-04
Rodrigus Bartell, WR	1986
Bo Barzilauskas, DL	1999
Josh Bass, DT	2006
R.J. Bastone, WR	2007-09
Terrell Battle, DB	1996-98
Brad Bauer, K	1982-84
Marc Beach, WR	1991-92
Pernell Bee, RB	1983
Anthony Beedles, DB	1999
Terrence Bell, DB	2004
John Belt, DB	2011
Travis Bembry, DB	1992
Mike Berry, DL	1992-94
Steve Betros, LB	2005-06
Reid Bethea, K	2001
Jason Birt, DB	1994
Andy Bishop, K	1998-2001
Melvin Black, DE	2006-09
Stacey Blake, OT	1982-83
Gio Blalock, LB	2003-06
Andy Blanchard, LB	1984-86
Jeremiah Blount, RB	1987
Oliver Blount, DT	1985-86
Broderick Blue, DE	2008
Bubba Boatright, DT	2008-11
Steve Bodi, DE	1983-84
Erik Boland, OG	2001

VALDOSTA STATE FOOTBALL

ALL-TIME LETTERWINNERS

Elson Bolar, DT 1983-84	Mike Christopher, RB 1999-00	Wayne DeVane, P 1994-97	Kyle Fox, OT 2007-10
Chris Bonica, CB 2009	Henry Chubb, RB 1982-83	Richard DeWees, LB 1989	Walt Foy, DB 1991-94
Keith Bonnell, OT 1983-85	Hunter Chumley, DT 2011-12	Ced Dickerson, DB 1999-02	Jimmy Francis, DB 1982-85
Dusty Bonner, QB 2000-01	Schneider Cineus, DE 2007-10	Jerry Dillard, K 1993	Travis Francis, RB 1999-00
Bobby Booker, LB 1987-89	Eric Clark, RB 1985-88	Shaunta Dismuke, DB 1999, 2001	Richard Freeman, DE 1996-97
Abram Booty, WR 2001	Jamaal Clark, LB 2006-07	Derek Dixon, DB 1997-98	Dennis Fryzel, WR 1997-98, 2000-01
Shawn Bostick, C 1990-93	Josten Clark, C 1991-94	Owen Dixon, WR 2009	Jack Fulford, P 2008-11
Mike Bowman, WR 1996-97	Tommy Clark, C 1990-92, 94	Dustin Dodson, C 2001-03	Rodney Fulk, K 1987
Robert Boyette, DL 1982	Vaughn Clark, DB 1996-99	Eric Doggett, WR 1997-99	J.T. Fuller, LB 1996-99
D.J. Boykin, FS 2008	Julanda Clayton, DB 1995-96	Lavarus Dollar, LB 2005-08	Chris Fultcher, TE 2008
Demetrius Bozeman, DT 2009	Dantra Clements, WR 2002	Artie Dovers, OG 1982	Darrell Funderburk, QB 1985-88
Keith Braddock, DB 1993-94	Cayden Cochran, QB 2011-13	Eddie Dowdell, WR 2002-03	Lance Funderburk, QB 1992-93, 95-96
Delrick Bradley, DB 1999-00	Reggie Cockerm, LB 1997, 99-01	Willie Downs, WR 2013	
Jack Bradley, OG 2012	Cary Cody, WR 1982, 84-86	Derek Dragon, DB 1999	G
Ryan Branch, LB 1993-96	Oneil Cohen, DE 2012-13	Harrison Dreiling, SS 2010-11	Chad Gallahan, K 2005-07
Shawn Brannen, OT 1993-94	Jay Coley, WR 1982	Todd Douthit, K 1995-96	Cameron Gannaway, CB 2008
Troy Braswell, RB 2011	Richard Collier, OT 2004-05	Jody Dowda, OT 1990-91	Cedric Gantt, DL 1986
Derek Braxton, DB 1998-01	Keith Cooksey, WR 1993, 95-97	Dezric Dugger, DL 2006	Doug Garrity, DL 2000-03
Kevin Bray, DB 2006	Leighton Cooley, C 2002-04	Tommie Duhart, DT 2009	Chris Gaston, LB 1997
Michael Brenton, OG 1987-90	Greg Cooper, RB 1998-00	Albert Dukes, WR 2008	Trokon Gaye, DE 2010-12
Joey Brett, QB 1991	Nikko Cooper, WR 1996, 1998	Blake Duncan, FB 1989-91, 93	Bert Gelis, DL 1985-88
Milon Brezial, DB 2000-02	Marcus Copeland, FB 1987-90	Chuck Dunmon, OT 1982-85	Tommy George, DL 1999
Lardell Brinson, WR 1994, 1996	Roger Copeland, LB 1987	Andrew Dunn, C 2006	Andy Gibbs, P 1998, 00
Terrence Brisson, RB 1984	Willie Copeland, QB 2006-07	Fred Dunn, LB 2001-04	Erik Gibson, WR 1997-98
Alexander Brock, OG 2012-13	Abundio Corchado, OL 2006-07	Travis Dupart, OL 2008	James Gibson, DL 1983-86
Jason Brock, OG 1989	Jeff Corley, DS 1999-02	Chris Dupree, DB 1989-91	Mike Gibson, DB 1993-95
Charles Brooks, DT 1985	Jason Cost, LB 2000-03	Davis Durham, SS 2012-13	Evan Gilles, FB 2008, 09, 11
Adam Brown, DL 1999, 2001-02	Tye Cottle, QB 1987-90		Dorian Gilliam, RB 2001-04
Arthell Brown, DB 2000-01	Graham Craig, QB 2012	E	David Gilyard, LB 1982
Carlos Brown, FB 1996	Xavier Crain, FS 2012	John Eaton, OG 1982	Kris Gingrow, OL 1995-97
Donatello Brown, DB 2011	Vic Crawford, DB 1984	Jos Edison, OT 2003-06	John Gladden, LB 1990-92
Eddie Brown, DE 2009	Jeff Creveling, QB 2003	Antonio Edwards, DE 1989-92	Colin Glasco, OT 2012-13
Jamarian Brown, OG 2009-10	Kiece Crite, LB 2008	Kewon Edwards, LB 1999	Jeff Glazer, DB 1998
Jeremy Brown, DT 2009-10	Elkannah Crockett, DB 1982	Rodney Edwards, LB 2001-02	Eugene Glenn, RB 2011
John Brown, DT 2010	Nathan Cronin, QB 1997-99	Calvin English, DE 2002-05	David Glisson, RB 1993, 1995
Josh Brown, DE 2006	Kevin Crosby, FB 1992	Bill Epps, OG 1997-98, 2000-01	Alex Godfrey, RB 2003
Michael Brown, RB 2008-10	Michael Cullen, LB 2005-07	Rashad Etheridge, CB 2009	Gary Goff, WR 1995-96
Rodney Brown, WR 1995-96	P.J. Curbeam, WR 2007-08	Cedric Evans, WR 2007, 09	Matt Gonzalez, DL 2006
Vincent Brown, RB 2004-05	Justin Curry, DE 2009	Manny Evans, DB 2011-13	Keith Gosse, OG 1999-01
Wesley Brown, DB 2000-03			Glen Gozier, DL 2002
Chad Bryant, RB 2005-06	D	F	Jeremy Grable, LB 2010-13
Larry Bryant, DE 2010-11	Mark Dace, QB 1984-87	Scott Fambrough, TE 2010-11	Chris Grant, CB 2007
Brian Buford, FB 2008	Rod Dalton, WR 2000, 02-04	Albert Fanoga, DB 1995	John Gray, DE 2013
Dan Burdette, FB 2007, 09-10	Donnie Daniels, LB 2004	Joey Farmer, LS 2007-10	Leon Gray, LB 2002
Elliott Burkes, DB 1999, 2002-03	J.D. Daniels, WR 1982	Leon Farmer, LB 1985	Chad Grabowski, DE 1998-99
Kendall Burton, WR 2008	Jeremy Daniels, OG 2013	Ken Fasnacht, WR 1983	Matt Grabowski, WR 1998
	Jermel Daniels, DL 2005-08	Maurice Fason, LB 2013	John Gray, DL 1982-83
C	Chance Darley, FS 2005-07	Buster Faulkner, QB 2001-03	Kevin Gray, WR 1984
Joel Cain, LB 2010	Chris Davenport, LB 1989-90	Eric Faulkner, DE 1984-87	Brandon Green, DT 2012-13
Shaun Calhoun, QB 2003-04	Calvin Davis, LB 1990	Jeffery Felton, WR 2004-07	Michael Green, K 2003-05
Clay Callaway, WR 2004-07	Gerald Davis, OG 2004-07	Matt Fiorelli, DE 1992-95	Shadrick Green, TE 1993
Rod Callaway, DT 1987-90	Jared Davis, WR 2010	Randy Fisher, WR 1986-89	Jeff Greer, DE 1995-96
Russ Callaway, QB 2007-09	Kelvin Davis, DT 1988	Mike Fitzpatrick, WR 1990	Michael Greer, WR 2001
Bret Calzaretta, LB 1982	Mike Davis, WR 1994-95	Demarcus Flanagan, LB 2008-09	Steve Greer, WR 1991-94
Cedric Campbell, RB 1984	Nick Davis, RB 2013	Stanley Flanders, WR 1993-94	Isaiah Gresham, DB 2011-13
Devin Cannon, CB 2008-09	RJ Davis, WR 2011-13	Brad Fleming, OG 2002-03	Lewis Grier, QB/WR 1999-00
Vince Capece, LB 1983-85	Reginald Davis, WR 1988-91	Tim Fleming, OG 1993	Steve Griffin, QB 1982-83
Xavier Carrington, DL 2001-03	Rick Davis, QB 1982	Michael Flood, DB 2002-05	Ryan Grubbs, LB 1984
Harvey Carter, DL 1982	Tevin Davis, DE 2011-13	Tracy Flounoy, DL 2003-04	John Gulyas, OT 1997-99
Tabious Carter, DB 1999-02	Jackson Dean, WR 2007-10	Steve Foote, C 1994-95	Jason Guzzardo, K 2000
Wilbert Carter, WR 2010-11	Larry Dean, LB 2007-10	Gerald Ford, WR 2009-10, 12	
Kody Case, WR 2008-10	Shamonta Dean, DB 1999-02	Reggie Ford, WR 1982	H
Chris Caspari, SS 2010-13	Chauncey DeBose, DE 2009	Spencer Fortson, DB 2002-04	Kenneth Hale, CB 2007
Mark Catano, OT 1982-83	Dustin DeHaven, DE 2004-05	Scott Foss, DB 2002-05	Jack Hall, DE 1996
Dean Chandler, DT 1996	Fran Delaney, DS 1988-89	Cliff Fouty, LB 1982-83	Paul Hall, LB 1990-91
Greg Chapman, OG 1999-00	Stephen Delk, K 2002-04	Chris Fowler, DB 2002-03	Stanley Hall, RB 1989-90
Darryl Cherry, OG 1994	Jamie Deloach, QB 1992-95	Mike Fowler, LB 1999-01, 2006	Todd Hall, C 1996
Brian Chestnutt, P 1989-91	Dominic DeMasi, P 2012-13	David Fox, DE 1996-98	Wayne Hamm, TE 1982-84

2014 BLAZER RECORD BOOK

ALL-TIME LETTERWINNERS


Andre Hampton, DE..... 1992-94	Brandon Jernigan, OL..... 1996-97	Marcellas Lyles, DE..... 1997, 99	Gary Morton, DB..... 1992
Dennis Hampton, DE..... 1993	Andre Johnson, CB..... 2013	Fatari Lyons, DE..... 2001-02	Chad Mosley, P..... 1991-92
Roshod Hampton, DL..... 2001	Carlos Johnson, WR..... 2000-01		Reggie Mosley, DB..... 1982
Jeff Hanton, DB..... 1982-83, 85-86	Casey Johnson, DE..... 1990	M	Reggie Mosley, WR..... 1999-02
Stevie Harden, CB..... 2009-10	Chris Johnson, DE..... 1998-01	Rico Mack, WR..... 2009	Gabe Mould, FB..... 2008-10
Rico Harley, OT..... 1999-00	Emanuel Johnson, DL..... 1993-94	George Mackey, DE..... 1982	Scott Mowry, LB..... 1985-88
Austin Harmon, DB..... 1996-98	Antonia Johnson, DT..... 2008	Kevin Maddox, P..... 1987	Felise Muai, OL..... 1995-96
Donnie Harrell, RB..... 1985-88	Marcus Johnson, DB..... 1991-94	Pat Magennis, OL..... 1995	Matt Mumme, QB..... 1994, 96
Bryce Harrington, K..... 2001	Tommy Johnson, DE..... 1994-95	Amel Magwood, DB..... 2011-13	Kenny Murphy, LB..... 2012-13
Antwan Harris, DB..... 2003-05	Will Johnson, TE..... 2012-13	Terry Mallory, QB/P..... 1983-86	Tony Murphy, LB..... 1987
Derrick Harris, DB..... 1983-84	Willie Johnson, NG..... 2004-05	Markus Manson, RB..... 2008	Darrell Mydell, DB..... 1993-94
Derrick Harris, CB/RB..... 2008-09	Donnie Johnston, QB..... 1995-98	Camen Marshall, CB..... 2013	
Jonathan Harris, TE..... 1992-94	Barry Jones, FB..... 1992-93	Brad Martin, WR..... 1983	N
Shawn Harris, DB..... 2004-07	Cedric Jones, WR..... 2006-09	Derryl Mason, WR..... 1983-84	Davis Nall, OT..... 2005-08
John Harrison, DS..... 2002-04	Chris Jones, LB..... 2006	Timmy Massey, DB..... 1982-85	J.R. Neal, OT..... 2000-01
Travis Harrison, DE..... 2005-07	Demario Jones, DT..... 2007-10	William Massey, RB..... 1985	Tremaine Neal, LB..... 1997-98
Chris Hart, QB..... 2008	Jeff Jones, FS..... 2010-11	Saia Mataele, DE..... 2011	Marcus Nedd, DE..... 2009-10
Dwayne Hart, DB..... 1987-90	Joel Jones, DE..... 2007	Octavio Matamoros, OG..... 1992	Carlton Nelson, RB..... 1996-97
Erasmus Harvey, LB..... 1991-94	Keith Jones, TE..... 1986-89	Mat Mathews, OG..... 2013	Ronnye Nelson, RB..... 2007-10
Chris Hatcher, QB..... 1991-94	Seantavius Jones, WR..... 2010-13	Chas Matthews, LB..... 2010-12	Clay NeSmith, DL..... 1986
Ross Hawthorne, LB..... 2000-01	Maurice Jordan, DL..... 1986-89	Donald Maxwell, LB..... 2009-10	Anthony Newsome, DE..... 1983
Jordan Heath, OL..... 2011	Tyrone Jordan, WR..... 2000, 02-03	Bo May, DT..... 2006-07	Robert Newton, OT..... 2010-11
Lance Helton, OG..... 2008-10	Tyler Josey, DE..... 2008-09, 11-12	Alvoid Mays, DB..... 1984	David Niemeyer, DL..... 1982
Ashley Henderson, OG..... 2000-01	Dominic June, LB..... 1997-98	Matt Mazick, TE..... 2012	Kaleb Nobles, QB..... 2013
Mike Henry, C..... 1983-84	Isaiah Jupiter, WR..... 2008-09	Mike McBride, RB..... 1982	John Norris, OT..... 1984-87
Tray Herndon, WR..... 2011		Paul McCall, K..... 1996-97	Alberto Nurse, LB..... 1995-98
Jonathan Hester, LB..... 2013	K	Derick McCant, DB..... 1989-91	
Chester Hightower, LB..... 1986	P.J. Katz, WR..... 2009	Harold McClain, DL..... 1989-92	O
Derrick Hill, DE..... 2000, 02-04	Don Kelly, K..... 1990-92	Joseph McCauley, LB..... 2006	Alex Oakes, LB..... 1988
Tony Hill, DB..... 1991-94	John Kenny, OL/DL..... 1989-91	Wade McCool, OG..... 1999	Sammy Ogletree, LB..... 1999
John Hinson, DL..... 1992-94	Darius Kimbrough, WR..... 2011	Ryan McCormick, TE..... 1995	Tay Ogletree, SS..... 2009
John Hobdy, QB..... 2000	Jason King, OT..... 1998-01	Clint McCrory, DL..... 1982	Wendell Olden, RB..... 1997
Craig Hodge, DL..... 1999	Jimmy King, TE..... 1993-94	Mike McCullough, P..... 1988-89	Cameron Olds, CB..... 2013
Rory Hogan, DL..... 1997-00	Roger King, CB..... 2007-08	Kelvin McDavis, OG..... 2001-04	Cedric O'Neal, RB..... 2012-13
Lance Holder, CB..... 2010-13	Everett Kitchens, SS..... 2005-08	Deon McGhee, DE..... 1999-01	Calvin Orr, DB..... 1986-89
Dexter Holiday, WR..... 1986, 89-91	Scott Klees, QB..... 1990	Trent McGuire, RB..... 2011-13	Willie Osborn, WR..... 1989
Hobie Holiday, DE..... 2003	Justin Knott, DE..... 2008	Alex McKinnie, RB..... 1982-83	Will O'Steen, C..... 1988-91
Adam Hollingsworth, OG/C..... 2007-08	Justin Kraemer, K..... 2009-10	Jordan McNair, WR..... 2010, 12	James Owens, QB..... 1982
Mendez Hollis, DB..... 1997-99	Edmond Kubgila, OT..... 2009-12	Drew McPhail, OL..... 1994-96	
Cameo Holloway, FB..... 2009-11	York Kurinsky, OL..... 1992-93	James McRae, TE..... 1986-87	P
Cedric Holton, DB..... 1998		Jack McTyre, K..... 1988-90	Don Page, DE..... 2003
Jimmy Holton, OG..... 1987	L	John McWilliams, LB..... 2013	Brent Palma, P..... 2001
Jeff Hooks, LB..... 1985-86	Trevor Lansford, RB..... 1994	Danny Metcalf, LB..... 1987-88, 90	Scott Palmer, RB..... 2004-07
Carlos Hope, WR..... 1995, 97-99	Lance Laskey, TE..... 1988	Japree Miles, LB..... 2007-08, 10-11	Ted Palmer, DS..... 1988-90
Alphonso Hopkins, DB..... 2004	Andrew Lauritsen, DT..... 2011-13	Keith Miles, DE..... 1987	Josh Parker, DL..... 1997
Marcel Horne, LB..... 2009	Mike Laussen, DL..... 1995	Michael Miller, C..... 2011-13	Lenny Parker, LB..... 1983-84
Averil Houston, DB..... 1995	Mark Lawson, LB..... 1982-84	Vic Miller, LB..... 1999-00	Michael Parker, OT..... 1987-90
Bo Houston, OG..... 1990-91	Decaris Leeks, OG..... 2005-08	Jerome Mills, DB..... 1996-97	Tommy Parker, WR..... 2004
Greg Hoven, WR..... 1984-85	Maurice Leggett, LB..... 2004-07	William Milton, RB..... 2002-05	Zach Parker, WR..... 2004-07
Torrey Howard, OG..... 2001-04	Cooper Lemonds, DE..... 2012-13	Herbert Mingo, RB..... 1991	George Parsons, LB..... 1992-93
James Hubbard, OG/NG..... 1992-95	Michael Leslie, RB..... 2001	Charles Mitchell, LB..... 1984-86	Michael Pate, DE..... 2011, 13
Tymon Hudson, DE..... 2010-11	Tauese Letuli, OL..... 1994-95	Edward Mitchell, LB..... 1993-94	Oscar Patterson, DB..... 2004
Doug Hunter, QB..... 1983-85	Archie Lewis, DB..... 1994	Rob Mitchell, WR..... 1983	Tully Payne, C..... 1998-01
Rodney Hunter, LB..... 2013	Chris Lewis, LB..... 2006	Vontrell Mitchell, RB..... 1995-98	Sean Pender, WR..... 1992-93, 95-96
James Hutley, DT..... 2004-05	Kellen Lewis, QB..... 2009	William Montford, LB..... 2004-07	Clifford Pettiford, WR..... 2011-12
Chance Hutto, OT..... 2001-02	Reginald Lewis, WR..... 2011-13	Clifton Montgomery, RB..... 1984	Greg Petty, FS..... 2005-07
	James Lightfoot, K..... 1997-98	Donald Monts, OG..... 1982	Matt Pierce, FS/CB..... 2009-12
J	Ray Lloyd, C..... 1983-86	Demetrick Moore, DB..... 2001	Deondrick Pina, FS..... 2010
Antwon Jackson, DL..... 2011	James Lockhart, LB..... 1993-96	Harvey Moore, OL..... 1996, 2000	Buddy Phillips, OT..... 1987-88
Chris Jackson, CB..... 1995	C.J. Lofton, TE..... 1999-02	Keith Moore, K..... 1983-86	Desmond Phillips, WR..... 1995
Edward Jackson, DB..... 1987-89	Greg Lofton, WR..... 2002-03	Keir Moore, DE..... 2009-10	Anthony Pistelli, K..... 2013
Jerome Jackson, RB..... 1982-83, 86	Scott Long, TE..... 1989-91	Kenny Moore, CB..... 2013	Larry Pividal, TE..... 1982
Stonewall Jackson, RB..... 1985	Scottie Long, LB..... 1986	Matt Moore, OL..... 1991-94	Alan Pohalski, DL..... 1982
Theseus Jackson, RB..... 2009-12	Stan Long, OG..... 1983	Phillip Moore, RB..... 2011	Anthony Poole, DT..... 2000-01
Eric Jarvis, C..... 1982-83	Vernon Loree, K..... 1993-95	Robert Morris, DE..... 1986-89	Billy Poole, RB..... 1993-94
Willie Jefferson, LB..... 1983	Mikeal Lovejoy, DB..... 1986-88	Teddy Morris, OL..... 2006, 08-09	Chris Pope, LB..... 2010-13
Jason Jelks, DB..... 1993-95	Eric Luke, DB..... 1988-91	Dedrick Morrison, DE..... 2002-05	Richard Popkin, OT..... 1992
Aaron Jenkins, RB..... 2000-03	Jeremy Lundy, OL..... 1994-96	Charles Morton, LS..... 2011-13	Eric Porter, LB..... 1988
Kenny Jennings, DB..... 1983-84			

VALDOSTA STATE FOOTBALL

ALL-TIME LETTERWINNERS

Donnie Powell, FB..... 2006-07	Mike Scantling, TE..... 1983	John Taylor, TE..... 1996-97	Dante Wells, OG..... 2008-09	
Patrick Prewitt, QB..... 1997	Cory Schaeffer, WR..... 2013	Travis Taylor, WR..... 2004-07	Kelly Wells, OT..... 1988-90	
Sammie Price, DL..... 1985	Ryan Schraeder, OT..... 2011-12	Darrien Teals, WR..... 1985-88	Tony Wesley, RB..... 2000-01, 03	
Tucker Pruitt, QB..... 2005-08	Richard Schlie, TE..... 1983	Michael Terry, RB..... 2005-07	Regional West, DE..... 1992-93	
Tyler Pruitt, RB..... 2004-06	Austin Scott, RB..... 2012-13	Derrick Tharpe, WR..... 2005-06	Zach West, WR..... 2010	
Don Pumphrey, OT..... 1984-85	Clifford Scott, DB..... 1987-90	Edwin Thermidor, DT..... 2012	Javaris Weston, RB..... 2002-04	
R				
Ratu Rabelo, LB..... 2009-10	Eric Scott, RB..... 2012-13	Cody Thomas, LB..... 2003-04	Derwin Whatley, DB..... 1986	
Ryan Rackley, DB..... 2000-01	Deon Searcy, DB..... 1987-90	Freddie Thomas, LB..... 1984-85	Dominique Wheeler, CB..... 2010-13	
Todd Ragle, DE..... 2000-02	Mike Sellars, C..... 1986-87	Jake Thomas, C..... 2009-12	Robert Wheeler, TE..... 1989	
Quentin Rainey, OT..... 2007-08	Brock Sellers, C..... 1982	Raymond Thomas, WR..... 2003-04, 06	Billy White, RB..... 1994	
Jerry Randall, DL..... 1984-85	Cornelius Seymour, LB..... 1994-95	Austin Thompson, OT..... 2013	Brandon White, LB..... 2011-12	
Andre Randle, DL..... 1993-94	Andy Sharpless, OG..... 1982-84	Curtis Thompson, LB..... 1983	David White, LB..... 1988	
Jessie Randle, DB..... 1990	Twion Shealer, OG..... 2002	Hugh Thompson, QB..... 1982	Doral White, De..... 2012-13	
Buddy Ratledge, OT..... 1983-85	Will Shelton, OT..... 2002-05	Jay Thompson, OG..... 1996-97	Brett Whitmire, QB..... 2010-11	
Jason Ray, OL..... 1997	Edwin Shepard, FS..... 2009	Tim Thompson, DE..... 2002-04	Fabian Whyly, LB..... 2005-08	
Marcus Ray, RB..... 1997-00	Kelvin Sheppard, WR..... 1982-83	Anthony Thornton, DL..... 1990-91	Jon Wiley, LB..... 2011-12	
Josh Rayam, WR..... 2007	Cam Short, OG..... 2009-12	Gary Thornton, DB..... 1990-91	Josh Wiley, SS..... 2009	
Ben Reaves, TE..... 1983-86	Jimbo Shubert, LB..... 1996-98	Bryant Thorpe, DT..... 2007-08	Bill Wilhelm, TE..... 1983-86	
Charles Reddick, DL..... 1987-88	Pete Shutters, DL..... 1982-83	Travis Tidwell, P..... 2004-05	Barrett Wilkes, QB..... 2002-06	
Keith Reddings, DE..... 1983-86	Mark Sibenaller, DT..... 2007-08	Allen Tillman, QB/WR..... 2006	Alec Williams, DE..... 2009	
Quinton Reed, DB..... 1983-84	Dean Siegel, DE..... 1984-85	Terel Toomer, DL..... 2003-04	Angelo Williams, WR..... 1992, 94-95	
Jack Reeves, DE..... 1992	James Sirmans, LB..... 1993-94	Jesus Torres, OG..... 2009-10	David Williams, TE..... 1982	
Robert Renfro, DL..... 1983-84	Steve Skeen, RB..... 2001-03	Brad Trout, DB..... 1993-94, 96-97	Demeakey Williams, DB..... 1997-00	
Luis Reveiz, K..... 1983	Eric Sledge, WR..... 2007-09	Jason Troutman, OT..... 2002	Deon Williams, RB..... 2006	
Matt Revercomb, FB..... 2008	Albert Smith, RB..... 1984, 87	Tony Troutman, OG..... 2000-01	Eric Williams, DB..... 2005-08	
Carrington Reyes, OG..... 2013	Anthony Smith, LB..... 1983	Jessie Tuggle, LB..... 1983-86	Fitzgerald Williams, DB..... 1985-86	
Sam Reynolds, DB..... 2004	Brandon Smith, DT..... 2013	Mike Tuggle, OG..... 1991	Justin Williams, LB..... 2011-13	
Sherard Reynolds, WR/DB..... 2005-08	Dallis Smith, DB..... 1983-86	John Turley, DE..... 1984	Lamar Williams, DE..... 1996	
Reggie Rhodes, DL..... 2001-02	Daveion Smith, DB..... 2006	Bubba Turner, OG..... 2008	Michael Williams, RB..... 1985-86	
Will Rhody, K..... 2002-04	Dedric Smith, WR..... 2005-06	Darren Turner, DL..... 1991	Mike Williams, RB..... 1984	
James Richards, OT..... 2003	Dennis Smith, DB..... 1983-86	Marquis Turner, DB..... 2000-03	Mike Williams, OL..... 2006	
Jason Richards, OL..... 1990	Dewayne Smith, DT..... 2001-02	Sandy Turner, DB..... 2001-02	Michael Williams, LB..... 1997-99	
Freddie Richardson, LB..... 1990	Jerome Smith, DE..... 1983	Terry Turner, DL..... 1995-98	Randy Williams, C..... 1988-89	
D'Amonte Ridley, WR..... 2012-13	Larry Smith, WR..... 2000	U		
Rodney Rigdon, DE..... 1994	Ryan Smith, LB..... 2009-12	Artie Ulmer, DL..... 1996	Robert Williams, WR..... 1991-94	
Andrew Riley, TE..... 2000-01	Tavaris Smith, LB..... 1995-96	Shawn Utley, LB..... 1989	Rod Williams, OT..... 1982	
Rusty Rivers, OG..... 1984	Terry Smith, DB..... 1994-96	V		
Barry Roberson, LB..... 1989-91	Tracy Soles, RB..... 1982-83	Arto Vartanian, DT..... 1997-98	Shay Williams, DL..... 1992-94	
Quin Roberson, WR..... 2011-12	Dudley Spence, LB..... 2006, 08-10	Jason Vaughan, QB..... 1997	T.J. Williams, WR..... 2008	
Austen Roberts, QB..... 2010-11	Antonio Speed, LB..... 1995, 97-99	Max Vickers, FB..... 1983-86	Wilbur Williams, RB..... 1984-85	
Calvin Roberts, DB..... 2004	Caleb St. Louis, DT..... 2008	Reggie Vickers, WR..... 2006	Winston Williams, WR..... 1997-99	
Julian Roberts, DE..... 1996	Chuck Stamey, OT..... 1990-93	Cody Vining, LB..... 2008	Zac Williams, K..... 2006-08	
Justin Roberts, QB..... 2012	Gordon Steele, OL..... 2006-08, 10	Lawrence Virgil, TE..... 2010-13	Fred Williamson, LB..... 2012	
Kelvin Roberts, DE..... 2005-06	Darrell Stephens, WR..... 2003-04	W		
David Robinson, DE..... 2008	Josh Stephens, DT..... 2009-10	Tyre Waiters, WR..... 2013	Dee Williford, LB..... 2003	
Joe Robinson, WR..... 1999	Jarmal Stevens, DB..... 1994-97	Calvin Walker, WR..... 1990-93	Drew Willis, TE..... 2003-04	
Rashawn Robinson, RB..... 2006-07	Mitch Stewart, QB..... 2002-05	Fabian Walker, QB..... 2004	Britt Wilson, OT/DE..... 2007-10	
Tyran Robinson, RB..... 2001-04	Paul Streaker, C..... 2004-05	Jake Walker, K..... 2012-13	Mesh Wokomaty, OT..... 2009-12	
Griffin Roelle, WR..... 2010-11	Dan Strickland, DT..... 1983-86	Latray Walker, RB..... 2002-05	Hershel Wooten, DL..... 1985-86	
Tyrone Rogers, RB..... 1991	James Strickland, C..... 1982	Marcus Walker, DL..... 1989-92	Marcus Worlds, DL..... 2006	
Tyler Rose, WR..... 2012-13	Mel Stripling, OT..... 1982	Reggie Walker, RB..... 1992-94	Nekeyma Wright, WR..... 2000-03	
Dominique Ross, FB..... 1992-94	Brett Sudduth, SS..... 2010	Jay Walls, DL..... 1983-85	Stephen Wright, P..... 2006-07	
Lee Rourk, LB..... 1983	Ryan Sulkowski, C..... 1996-98	Charles Walsh, OT..... 1992-94	Thomas Wright, FB..... 2013	
John Royal, LB..... 1987	Roger Sullivan, OL..... 1996	Geoff Walters, TE..... 1984-85	Tyrell Wright, DE..... 2011	
Mantevius Rucker, De..... 2012-13	Jesse Sutton, LB..... 1995-98	Edwin Walton, DE..... 2010-11	Y	
Carlos Russell, DT..... 2005	Ricky Sutton, DL..... 1982	Marcellus Washington, DT..... 2003-04	Jesse Yancey, OT..... 2012-13	
Davis Russell, OG/C..... 2004-07	R.D. Swain, OG..... 1983-86	Sharmaine Washington, LB..... 2013	Roshmel Young, WR..... 2012-13	
T				
Greg Talley, DE..... 1992	Ricky Swales, DE..... 1990	Emmett Watkins, LB..... 1984-87	Z	
Chad Tanner, RB..... 1990-92	Greg Talley, DE..... 1992	Zim Watters, DL..... 1986	Andre Zellner, TE..... 2002-03	
Lee Tarpley, RB..... 2000-03	Chad Tanner, RB..... 1990-92	Sean Weathers, LB..... 2007, 09		
Darrell Tarver, DE..... 1986-89	Lee Tarpley, RB..... 2000-03	Will Weaver, DS..... 2005-06		
Brad Tate, LB..... 1992	Darrell Tarver, DE..... 1986-89	Arthur Webb, WR..... 1984		
Larry Tatum, C..... 1984	Brad Tate, LB..... 1992	Alex Webster, CB..... 2009-11		
Felei Tauave, OG..... 2013	Larry Tatum, C..... 1984	Corey Weed, TE/DE..... 1995-96		
Hunter Taylor, DL..... 1997	Felei Tauave, OG..... 2013	Chris Wellborn, WR..... 2009-10		

2002 NATIONAL RUNNER-UP TEAM



**GRAND VALLEY STATE 31, VALDOSTA STATE 24
BRALY STADIUM ♦ FLORENCE, ALA.
DECEMBER 14, 2002**

FLORENCE, Ala. - In a battle of unbeaten teams, Grand Valley State stopped a Valdosta State comeback bid with a touchdown with only 64 seconds remaining to defeat the Blazers 31-24 in the NCAA Division II National Championship game in Braly Stadium.

The Lakers jumped out to a 17-3 lead in the first half while passing for 190 yards in the half. After forcing a pair of punts on GVSU's first two possessions, Valdosta State got on the board first after marching 89 yards on eight plays. The Blazers took over the ball on their own two yard line, but quickly got out of the shadow of the goal posts as Aaron Jenkins broke a 41-yard run on second down. Two plays later Bama Adams hit Tyrone Jordan for 42 yards, but the drive would stall, leading to a Will Rhody 26-yard field goal.

Grand Valley State quickly answered as it took over on its own 42 before getting a 49-yard pass completion on first down. A play later, Reggie Spearmon found the end zone for a 7-3 Laker lead.

GVSU again went to the air for its next score as it picked up 54 yards for a touchdown on a third-and-10 play and added a 38-yard field goal on its first drive of the second quarter to go up 17-3. VSU responded with a 27-yard field goal from Rhody 34 seconds before the half to establish a 17-6 Laker lead at the break.

Grand Valley State made it 24-6, on a 67-yard completion, on its first drive of the third quarter before Valdosta State began its comeback bid. Jenkins scored from seven yards out to cut the deficit to just 11 points with 3:51 remaining in the third quarter before Rhody added his third field goal of the game, a 43-yard try, with 3:30 to go in the game.

The ensuing kickoff was fielded at the GVSU six yard line, but the Blazer coverage squad dropped kick returner Brent Lesniak for a three yard loss to pin the Lakers deep in their own territory. After an incomplete pass, Grand Valley State quarterback Curt Anes fumbled the ball in the end zone and VSU defensive end Tim Thompson fell on the loose ball for a touchdown. Blazer quarterback Buster Faulkner promptly found C.J. Lofton alone in the end zone for a two-point conversion, knotting the game at 24-24 with 3:09 remaining in the contest.

However, the Lakers would recover as they returned the ensuing kickoff 30 yards before handing the ball to Anes. The Laker quarterback promptly completed five-of-six passes, all to David Kircus, for 62 yards while Spearmon picked up six more on the ground. The winning score came with 64 seconds remaining in the contest as Anes and Kircus, who established a title game record with 270 yards receiving, hooked up from 10 yards out while the GVSU defense sealed the victory with an interception on the ensuing drive.

Individual Statistical Leaders

Rushing: VSU - Jenkins 20-99/1td; Tarpley 1-1. GVSU - Lesniak 8-56; Spearmon 14-29/1td.

Passing: VSU - Faulkner 41-26-3, 139yds. GVSU - Anes 36-23-1, 361yds/3td.

Receiving: VSU - Mosley 9-47; Lofton 5-35; Jordan 4-57. GVSU - Kircus 11-270/3td; Banks 9-66.

Defense: VSU - Brown 10tckls/1ff; Aganga-Williams 9tckls/2tfl/1pd; Burkes 7tckls/1tfl/1pd. GVSU - Estes 12tckls/6tfl/2.5sacks; Marshall 12tckls/6tfl/1pd/1sack; Williams 8tckls/2tfl/1pd/1sack.

Team	1st	2nd	3rd	4th	Final
Valdosta State	3	3	7	11	24
Grand Valley State	14	3	7	7	31

VSU	Team Stats	GVSU
14	First Downs	17
35	Rushing Attempts	30
65	Net Rushing Yards	65
27-42	Comp. - Att.	23-36
181	Passing Yards	361
77-246	Total Plays - Yards	66-426
3-15	Sacks By - Yards	6-42
1-36	Interceptions - Yards	3-8
3-0	Fumbles - Lost	2-2
1-10	Penalties - Yards	6-39
7-35.3	Punts - Average Yards	4-41.8
5-of-20	Third Down Conversions	6-of-14
32:35	Time of Possession	27:25

The Road to Florence

Second Round - Valdosta State 24, Catawba 7

Valdosta State tallied 494 yards of total offense as the Blazers topped Catawba 24-7 in Bazemore-Hyder Stadium ... VSU tallied 343 yards through the air as Buster Faulkner completed 25-of-38 passes, while also picking up 151 on the ground ... The Blazers built a 21-0 halftime lead as it put together scoring drives of 67, 85 and 74 yards in the first half ... A field goal in the third quarter pushed the lead to 24-0 before Catawba, which finished with just 258 total yards, got a touchdown pass in the third.

Quarterfinals - Valdosta State 31, Carson-Newman 28

Valdosta State scored with just 1:14 remaining in the contest to defeat Carson-Newman 31-28, earning its first ever trip to the National Semifinals ... Valdosta State got two first half touchdowns to overcome a touchdown and two field goals, including one with no time remaining in the first half, to grab a 14-13 lead at the intermission ... Ten more points pushed the Blazer lead to 24-13 through three quarters, before CN stormed back with 15 fourth quarter points ... The Eagles scored two minutes into the fourth, adding a two-point conversion on the play, and again six minutes later to take the lead ... VSU proceeded to travel 80 yards on 13 plays for the winning score.

Semifinals - Valdosta State 21, Texas A&M-Kingsville 12

In a defensive battle, Valdosta State topped Texas A&M-Kingsville 21-12 to advance to the school's first national title game ... TAMUK was limited to just 192 yards of total offense in the contest, 71 of which came on its final drive that culminated in the Javelinas only touchdown of the day ... Meanwhile, VSU tallied 211 yards of total offense, but got a touchdown from its special teams unit on a blocked punt and saw its defense return an interception to the Texas A&M-Kingsville 10, setting up another score ... The Blazer defense tallied nine sacks in the contest.

2004 NATIONAL CHAMPIONSHIP TEAM



**VALDOSTA STATE 36, PITTSBURG STATE 31
BRALY STADIUM ♦ FLORENCE, ALA.
DECEMBER 11, 2004**

FLORENCE, Ala. - Valdosta State used a ground control offense and an opportunistic defense to defeat Pittsburg State 36-31 in Braly Stadium to earn the school's first NCAA Division II Football National Championship.

The Gorillas jumped on the scoreboard quickly as they intercepted a pass and returned it 32 yards for a score just 56 seconds into the contest. PSU pushed its lead to 14-0 seven minutes later as it scored on a Jermaine Carpenter 10-yard reception.

VSU used a turnover of its own to tally its first points of the game as Terrence Bell intercepted a pass and returned it to the Pittsburg State 19 yard line. Four plays later, Fabian Walker hooked up with Zach Parker for a one-yard scoring strike.

After a Gorilla field goal, Walker capped off a 9-play, 69-yard drive with a four-yard run to move the Blazers to within three points. The Valdosta State defense again made its presence felt as Tim Thompson sacked PSU quarterback Neal Philpot, who fumbled the ball on the play. Thompson recovered the fumble at the VSU 45 yard line with 47 seconds remaining, giving the Blazers time to march to the PSU seven yard line. Will Rhody tied the game with a 27-yard field goal just three seconds before intermission.

A safety less than two minutes into the second half gave Valdosta State its first lead of the game before the Blazers extended their advantage to 26-17 on its next drive. VSU marched 72 yards on seven plays on the possession, capping it off with a 23-yard run by Tyran Robinson.

Pittsburg State responded with an 11-play, 80 yard drive on its ensuing possession to close to within two points only to have Valdosta State again find the end zone as it took over possession of the ball after the kickoff. Walker proceeded to complete two passes for 13 yards while rushing twice for 22 yards on the drive, which ended with a seven-yard completion to Raymond Thomas with 14:15 remaining in the contest.

The Black Swarm defense forced its third turnover of the contest on the ensuing drive, leading to VSU's final points of the game. On the first play from scrimmage, Terel Toomer forced a fumble that was recovered by the Blazers' Scott Foss at the PSU 31. The Blazers closed to the Gorilla eight yard line before kicking a 28-yard field goal to build its largest lead at 36-24.

Pittsburg State closed to within five points on a Neal Philpot one-yard touchdown with 7:27 to go, but VSU answered with a drive that took 5:36 off the clock. After a punt, Bell registered his second interception of the day, sealing the victory for the Blazers, which held the Gorillas to 250 offensive yards under their season average.

Individual Statistical Leaders

Rushing: VSU - Brown 13-72; Robinson 11-68/1td; Walker 11-55/1td. **PSU** - Philpot 20-117/1td; Race 8-39.

Passing: VSU - Walker 19-27-1, 165yds/2td. **PSU** - Majors 11-14-1, 148yds.

Receiving: VSU - Dalton 4-48; Robinson 4-22; Parker 2-12/1td. **PSU** - Austin 8-119; Carpenter 4-38/1td; Ward 2-31.

Defense: VSU - Foss 11tckls/1fr/1pd; Fortson 9tckls/1tfl; Toomer 8tckls/2tfl/1ff. **PSU** - Miller 12tckls/1ff/1fr; Lattimer 10tckls/1tfl/1pd; Dellasega 6tckls.

Team	1st	2nd	3rd	4th	Final
Valdosta State	0	17	9	10	36
Pittsburg State	14	3	7	7	31

VSU	Team Stats	PSU
21	First Downs	22
37	Rushing Attempts	40
201	Net Rushing Yards	163
19-27	Comp. - Att.	16-25
165	Passing Yards	208
64-366	Total Plays - Yards	65-371
3-20	Sacks By - Yards	0-0
2-65	Interceptions - Yards	1-32
3-1	Fumbles - Lost	4-2
3-43	Penalties - Yards	5-37
4-33.5	Punts - Average Yards	2-33.0
2-of-8	Third Down Conversions	4-of-9
31:09	Time of Possession	28:51

The Road to Florence

Second Round - Valdosta State 38, Carson-Newman 12


Valdosta State shut down the nation's second-ranked offense as the Blazers topped Carson-Newman 38-12 in Bazemore-Hyder Stadium ... The Eagles managed 364 total yards in the contest, but also turned the ball over four times ... The Blazers jumped to a 17-0 halftime lead before CN scored on an 86-yard third quarter punt return ... The only Eagle offensive score came on a touchdown with 51 seconds remaining ... The VSU special teams unit blocked both Carson-Newman extra point attempts in the game.

Quarterfinals - Valdosta State 38, Albany State 24

In a tale of two halves, Valdosta State overcame a 24-0 halftime deficit to defeat Albany State 38-24 ... The Golden Rams rolled up 270 offensive yards in the first half while limiting VSU to 106 ... The second half saw the Blazers tally 258 yards of offense while holding ASU to 76 ... After forcing a punt on the first Albany State possession of the second half, Valdosta State scored less than three minutes into the frame on a Tyran Robinson 22-yard run ... Robinson scored again six minutes later while Vincent Brown also scored two second half touchdowns for the Blazers ... The victory avenged Valdosta State's only loss of the season as Albany State claimed a 24-22 victory in the season opener.

Semifinals - Valdosta State 45, West Chester 21

Valdosta State never trailed as it jumped to a 31-7 halftime lead en route to a 45-21 victory over visiting West Chester ... VSU scored on five of six first half possessions ... The Blazers scored two first half touchdowns on the ground while getting two more through the air ... The Golden Rams scored two third quarter touchdowns to close to within 31-21, only to have Valdosta State respond with two fourth quarter scores ... The VSU offense tallied 476 yards in the game, as opposed to 316 for WCU, while the defense forced four turnovers in the contest.



2007 NATIONAL CHAMPIONSHIP TEAM



**VALDOSTA STATE 25, NORTHWEST MISSOURI STATE 20
BRALY STADIUM ♦ FLORENCE, ALA.
DECEMBER 15, 2007**

FLORENCE, Ala. - The "Cardiac Kids" pulled off their fourth straight second half come-from-behind victory as Valdosta State defeated Northwest Missouri State 25-20 in Braly Stadium for the school's second NCAA Division II National Championship.

The Blazers scored the winning touchdown with just 22 seconds remaining in the contest when Michael Terry plunged in from one yard out to cap off an eight-play, 37-yard drive. VSU took over in Bearcat territory after an NWMS punt traveled just 26 yards before being downed. Valdosta State quarterback Willie Copeland promptly completed three straight passes for 19 yards and, after a five-yard gain on the ground by Rashawn Robinson, connected with Scott Palmer for an eight-yard pick-up to the Northwest Missouri State five yard line. Terry took over from there, picking up four yards to establish a first-and-goal situation before being stopped for no gain on the next play. The Bearcats again appeared to stop Terry on second-and-goal, but the junior bounced out of the middle of the pile and slanted left to cross the goal line.

The Bearcats used a pair of second quarter touchdowns, the first on an interception return and the second coming just 21 seconds before the half, to build a 14-3 advantage heading into the intermission.

Clay Callaway caught a seven-yard pass from Copeland in the third quarter to cut the deficit to 14-10 while Zach Parker and Ronnye Nelson hooked up for a 14-yard scoring strike in the fourth to briefly give VSU the lead.

However, NWMS responded by returning the ensuing kick-off 34 yards and scored three plays later on a Xavier Omon two-yard dive to regain the advantage. The extra point attempt was blocked and scooped up by Valdosta State's Roger King, who returned the ball 86 yards for a two-point defensive point-after-attempt.

The Blazers sealed the victory on the first play from scrimmage following the Terry touchdown as Bearcat quarterback Joel Osborn was hit as he released a pass. The fluttering ball was intercepted by Blazer William Montford, allowing Copeland to take a knee to end the contest.

The VSU defense held Northwest Missouri State to just 235 total yards in the contest, including just 87 on the ground. Omon, who was averaging 236 yards a game in his three previous play-off contests, was limited to just 63 yards, on 27 carries, in the game.

Meanwhile, Valdosta State tallied 305 yards in the contest, including 271 through the air. Blazer star wideout Cedric Jones caught 10 passes for 95 yards while Calloway finished the contest with five receptions and 61 yards.

Individual Statistical Leaders

Rushing: VSU - Terry 12-36/1td; Nelson 4-12; R. Robinson 2-9. NWMS - Omon 27-63/1td; Wright 2-15; Osborn 2-9.

Passing: VSU - Copeland 29-44-1, 257yds/1td. NWMS - Osborn 18-28-2, 148yds/1td.

Receiving: VSU - Jones 10-95; Nelson 6-40; Calloway 5-61/1td. NWMS - Peterson 5-57/1td; Omon 4-6; Wright 3-21.

Defense: VSU - Cullen 9tckls/1tfl/1pd; Montford 7tckls/1tfl/1int; Daniels 7tckls/1pd. NWMS - Robertson 15tckls/1sack/1tfl; Erspamer 12 tckls.

Team	1st	2nd	3rd	4th	Final
Northwest Missouri State	0	14	0	6	20
Valdosta State	3	0	7	15	25

NWMS	Team Stats	VSU
12	First Downs	19
31	Rushing Attempts	24
87	Net Rushing Yards	34
18-28	Comp. - Att.	30-45
148	Passing Yards	271
59-235	Total Plays - Yards	69-305
4-29	Sacks By - Yards	0-0
1-31	Interceptions - Yards	2-9
1-0	Fumbles - Lost	1-0
8-63	Penalties - Yards	7-65
7-41.1	Punts - Average Yards	7-36.0
5-of-16	Third Down Conversions	4-of-13
30:38	Time of Possession	29:22

The Road to Florence

Second Round - Valdosta State 55, Catawba 29

After receiving a first round bye, Valdosta State scored 35 unanswered points in the second half to defeat Catawba 55-29 in the second round of the NCAA playoffs ... The Blazer trailed 16-13 at the half, but scored less than four minutes into the second half to take the lead ... Michael Terry led the second half charge with two touchdowns and 108 of his 139 rushing yards.

Quarterfinals - Valdosta State 37, North Alabama 23

VSU used a pair of fourth quarter punt returns for touchdowns to come from behind in defeating North Alabama 37-23 ... Sherard Reynolds evened the game at 23-23 less than four minutes into the final quarter as he fielded a punt and returned it 65 yards for a touchdown ... The Blazer defense held the Lions on their next drive, setting up another punt, which Roger King returned a VSU school record 80 yards for a 30-23 advantage ... VSU scored its third touchdown in less than three minutes after recovering a fumble on the UNA three yard line ... Ronnye Nelson returned a kickoff 91 yards for a touchdown on its first possession and VSU set a NCAA Division II playoff record with 183 yards on punt returns.

Semifinals - Valdosta State 28, California (Pa.) 24

Valdosta State trailed by as much as 14 points in the second half before grabbing the lead with just over three minutes remaining to defeat California (Pa.) 28-24 ... The Vulcans scored 21 straight points in the second and third quarters to take a 21-7 lead, only to have VSU tie the game with a pair of touchdowns ... A field goal regained the lead for California, but Zach Parker made a diving, one-handed grab on a Willie Copeland pass in the end zone to put VSU back in front with 3:13 remaining ... His catch was named the Play of the Day on ESPN's SportsCenter later that night ... Cal marched the length of the field only to have Maurice Leggett intercept a pass in the end zone with 57 seconds to go to seal the win.



2012 NATIONAL CHAMPIONSHIP TEAM



VALDOSTA STATE 35, WINSTON-SALEM STATE 7
BRALY STADIUM ♦ FLORENCE, ALA.
DECEMBER 15, 2012

FLORENCE, Ala. - Valdosta State used a dominating defensive performance to claim its third national championship as the Blazers upended previously unbeaten Winston-Salem State 35-7 in Braly Stadium.

The Blazers set the tone from the opening seconds of the game as Matt Pierce fielded the kickoff and returned it 96 yards for a touchdown. After a turnover on downs by the Rams, VSU marched 63 yards on eight plays to score when Cedric O'Neal burst through the line and ran 24 yards for the first of three rushing touchdowns by VSU on the day.

Cayden Cochran added a one-yard run to finish off a 13-play, 72-yard drive in the second quarter as Valdosta State built a 21-0 halftime lead. The shutout marked the first time in the 2012 season that WSSU had not scored in a half. The VSU defense allowed 249 yards of offense in the first half, but also came up with two turnovers and sacked Ram quarterback Kameron Smith three times to thwart any scoring opportunity.

Winston-Salem State got on the board on its second drive of the third quarter as it marched 80 yards on eight plays. VSU almost stopped the scoring drive as Dominique Wheeler, who ended the previous Ram possession with an interception, just missed coming up with his second picked-off pass of the half. Five plays later, Smith hooked up with Jameze Massey from 29 yards out to close WSSU to within 14 points.

The Rams threatened to close to within a touchdown on their ensuing drive as they marched to the VSU 1, however, Jeremy Grable stripped Smith of the ball on a quarterback keeper and VSU recovered to preserve its lead.

The turnover spurred VSU's longest scoring drive of the year as the Blazers took the ball and moved it 80 yards on 17 plays while taking 7:30 off of the clock. The VSU running game picked up 50 yards on the drive while Cochran found Quin Roberson from 17 yards out for the eventual score that pushed the VSU lead to 28-7.

A muffed punt led to a Cochran 1-yard touchdown run to close out the scoring with 3:32 to go in the game.

Overall, the Valdosta State defense came up with six turnovers, three interceptions and three fumble recoveries, in the game and recorded five sacks, including two by Tyler Josey. The Blazer offense tallied 316 total yards, 140 of which came on the ground from O'Neal. VSU totaled 207 rushing yards in the game, the most surrendered by Winston-Salem State on the season.

The victory capped off a run of 10 straight wins for Valdosta State.

Individual Statistical Leaders

Rushing: VSU - O'Neal 24-140/td; Scott 11-38; Cochran 8-14/2td. WSSU - Lewis 16-58; Sherman 4-28; Smith 12-17.

Passing: VSU - Cochran 18-26-0, 109yds/td. WSSU - Smith 16-37-2, 269yds/td.

Receiving: VSU - Roberson 6-38/td; Lewis 6-24; O'Neal 2-24. WSSU - Massey 9-168/td; Butler 4-69; Brantley 2-42.

Defense: VSU - Pope 10tckls/1tfl/1fr; Pierce 5tckls/2pbu; Josey 5tckls/4tfl/2sacks. WSSU - Owens 12tckls/1tfl/1sack/1pbu; Fields 10tckls/1tfl/1sack; Rowe 8tckls/2pbu.

Team	1st	2nd	3rd	4th	Final
Valdosta State	14	7	0	14	35
Winston-Salem State	0	0	7	0	7

VSU	Team Stats	WSSU
18	First Downs	24
47	Rushing Attempts	33
207	Net Rushing Yards	102
18-27	Comp. - Att.	19-42
109	Passing Yards	310
74-316	Total Plays - Yards	75-412
5-19	Sacks By - Yards	2-2
3-5	Interceptions - Yards	0-0
1-0	Fumbles - Lost	4-3
12-111	Penalties - Yards	5-15
6-37.0	Punts - Average Yards	2-26.0
9-of-17	Third Down Conversions	4-of-13
35:54	Time of Possession	24:06

The Road to Florence

Second Round - Valdosta State 49, West Alabama 21

Valdosta State exacted revenge for one of its two regular season losses as the Blazers defeated West Alabama 49-21 ... The Tigers jumped out to an early lead as they scored two touchdowns in the first 6:19 of play ... VSU evened the game with two second quarter touchdowns, only to have UWA score its third touchdown right before the half for a 21-14 halftime edge ... The Blazers dominated the remainder of the game, with Austin Scott and Cedric O'Neal combining for five touchdowns while limiting West Alabama to just 61 yards of total offense in the second half.

Quarterfinals - Valdosta State 48, Carson-Newman 26

Valdosta State tallied 525 yards of total offense to defeat Carson-Newman 48-26 ... The two teams traded scores in the first half, with Carson-Newman scoring the final 10 points of the frame for a 20-14 halftime lead ... The Tigers opened the second half by wrapping a pair of field goals around a Seantavious Jones touchdown for VSU, but did not crack the scoreboard again while Valdosta State got four more touchdowns ... The Blazers passed for 246 yards and rushed for 279 more ... Meanwhile, after tallying 338 yards of offense in the first 37 minutes, CNU got just 58 over the remaining 23 minutes of action.

Semifinals - Valdosta State 35, Minnesota State-Mankato 19

In a game of one of the nation's top offenses versus one of the nation's top defenses, Valdosta State tallied 498 yards of offense to defeat Minnesota State-Mankato 35-19 ... The total yardage marked the most surrendered by MSU all season as the Mavericks entered the game ranked third nationally as it allowed 267.7 yards a game ... Minnesota State-Mankato jumped out to an early 10-0 lead only to have VSU respond with 21 straight points ... After MSU's second field goal of the game, the Blazers added a touchdown run by Cayden Cochran to seal the victory.



ADDITIONAL PLAYOFF APPEARANCES

1994 - National Quarterfinalist

First Round - Valdosta State 14, Albany State 7

In the first play-off game in school history, Valdosta State used a strong defensive showing to defeat Albany State 14-7 in Bazemore-Hyder Stadium ... The Blazers jumped out to a 14-0 first half lead, going to the air to score a pair of touchdowns ... Chris Hatcher completed seven-of-11 passes for 75 yards on the first scoring drive, ending the possession with a 15-yard completion to Robert Williams for the score ... Williams and Hatcher again hooked up for the second score as the duo connected for an 81-yard touchdown reception in the second quarter ... Albany State responded with an 80-yard Edward Hobbs touchdown run in the third quarter to close out the scoring.

Quarterfinals - North Alabama 27, Valdosta State 24 (2ot)

Valdosta State's comeback bid was not enough as North Alabama defeated the Blazers 27-24 in two overtimes at Braly Stadium ... The Lions got a pair of Cody Gross touchdown runs in the first half while holding VSU to a Vernon Loree field goal to build a 14-3 halftime lead ... A Jamie Stoddard field goal in the third quarter pushed the UNA lead to 17-3 before Valdosta State began its comeback bid ... Chris Hatcher threw three touchdowns passes, two coming in the fourth quarter and one in the first over time period ... Robert Williams caught two of the scores for the Blazers ... A 40-yard VSU field goal attempt was blocked in the second overtime while Stoddard kicked an 18-yard field goal for the Lions.

1996 - National Quarterfinalist

First Round - Valdosta State 38, Albany State 28

Valdosta State overcame a 21-16 halftime deficit to defeat Albany State 38-28 in Bazemore-Hyder Stadium ... VSU's Sean Pender returned the opening kickoff 97 yards for a touchdown and the Blazers later added a Lance Funderburke-to-Rodney Brown 15-yard touchdown pass to jump out 14-0 in the first ... However, the Golden Rams scored 21 second quarter points, including scoring passes of 51 and 63 yards, while surrendering just a safety to Valdosta State ... Funderburke and Nikko Cooper hooked up for a 10-yard scoring toss in the third, which was capped off by a two-point conversion, while Carlos Brown scored on a six-yard run for the Blazers in the fourth ... After an ASU 44-yard touchdown pass cut the VSU lead to 30-28, Brown again scored to seal the victory.

Quarterfinals - Carson-Newman 24, Valdosta State 19

Carson-Newman jumped out to a 17-7 halftime lead before holding on for a 24-19 victory over Valdosta State at Burke-Tarr Stadium ... VSU threatened on its first possession, but had a pass intercepted and returned 94 yards for a touchdown ... Wayne Morton later added a 41-yard touchdown run for CN and a two-point conversion before Carlos Brown got the Blazers on the board with a three-yard touchdown run ... Carson-Newman added a field goal right before the end of the half while Brown added a two-yard scoring run in the third for VSU ... A missed extra point and a Tyrone Westmoreland one-yard run for the Eagles in the fourth gave CN a 24-13 lead ... Lance Funderburke found Rodney Brown from 36 yards out for the final points with 1:38 to go.

2000 - NCAA First Round

First Round - Delta State 45, Valdosta State 12

After a pair of losing seasons, Valdosta State returned to the NCAA Division II playoffs, but fell 45-12 to Gulf South Conference foe Delta State at Parker Field ... The Statesmen never trailed in the contest as they scored 14 first quarter points and jumped out to a 21-6 halftime lead ... VSU's only points of the first half came on a Dusty Bonner-to-C.J. Lofton pass with 2:13 remaining in the second quarter ... DSU added two more touchdowns in the third quarter, both coming on Rico McDonald carries, before the Blazers got their final touchdown with 7:29 to go on a Mike Christopher two-yard run ... McDonald added his fourth touchdown of the game just 17 seconds later while Delta State later added a 71-yard scoring jaunt by Trevan Dixon.

2001 - National Quarterfinalist

First Round - Valdosta State 40, Fort Valley State 24

Valdosta State scored 19 first quarter points en route to a 40-24 victory over Fort Valley State in Bazemore-Hyder Stadium ... Carlos Johnson got the Blazers on the board as he hauled in a 23-yard pass from Dusty Bonner before a botched snap on a punt attempt led to a safety for VSU ... Reid Bethea added a 30-yard field goal and Bonner and C.J. Lofton hooked up for a nine-yard scoring strike ... Fort Valley State responded with 11 second quarter points, only to have VSU add two third quarter touchdowns ... Bonner found Reggie Mosley for a 34-yard touchdown pass less than three minutes into the third and, after a score by the Wildcats, again found Johnson to push the VSU advantage to 33-18 ... Mosley added his second scoring catch of the day in the fourth quarter.

Quarterfinals - Catawba 37, Valdosta State 34 (ot)

Catawba scored 14 first quarter points and sent the game into overtime with a touchdown with just eight seconds remaining in regulation in defeating Valdosta State 37-34 in overtime at Bazemore-Hyder Stadium ... VSU's only points of the first quarter came on a safety after a mishandled snap on a punt ... The Indians got a pair of touchdowns over a 60-second span of the remainder of the quarter before the Blazers tacked on 17 more points in the second quarter ... Dusty Bonner hooked up with Reggie Mosley and Abram Booty for a pair of scoring strikes in the frame while Reid Bethea added a 36-yard field goal for a 19-14 Valdosta State lead at the half ... The two squads exchanged touchdowns in the third quarter and CC took a 27-26 lead on a Rodney Wallace 46-yard run in the fourth ... VSU responded with a 13-yard Bonner-to-Michael Greer touchdown pass and added a two-point conversion with 3:40 remaining ... Tony Hawkins scored from four yards out to force the extra period ... VSU was forced into a four-and-out before Matt Gross kicked a 35-yard field goal to seal the victory for Catawba.

2003 - NCAA First Round

First Round - Carson-Newman 35, Valdosta State 29

Carson-Newman raced out to a 22-7 first quarter lead and then withstood a Valdosta State comeback bid to defeat the Blazers 35-29 in Bazemore-Hyder Stadium ... The Eagles opened the scoring with a 67-yard pass completion and added a two-point conversion on the play, before also scoring on a one-yard Shane Kelley scoring run ... Tyrann Robinson returned the ensuing kickoff 98 yards for a Blazer touchdown only to have CN respond by returning the kickoff 76 yards ... The Eagle lead grew to 25-7 on a field goal midway through the second while Barrett Wilkes found Nekemya Wright from nine yards out to cut the VSU deficit to 25-14 at the half ... Valdosta State moved to within three on a Wilkes touchdown run and two-point conversion pass to Andre Zellner in the third, but Carson-Newman added 10 points in the fourth quarter ... Zellner's 28-yard scoring strike from Wilkes with 5:01 to go closed out the scoring.

2005 - NCAA First Round

First Round - North Alabama 40, Valdosta State 13

An injury-depleted Valdosta State squad proved to be no match for Gulf South Conference foe North Alabama as the Lions defeated the Blazers 40-13 in Bazemore-Hyder Stadium ... After a UNA fumble on the opening kickoff, Vincent Brown got VSU on the board first with a two-yard touchdown run just 78 seconds into the contest ... The Lions responded with 10 first quarter points and added two more touchdowns before the halftime intermission ... Valdosta State got its final points of the game on a 30-yard field goal from Green in the third while North Alabama scored 17 fourth quarter points.

2008 - NCAA Second Round

First Round - Valdosta State 24, Carson-Newman 20

Valdosta State scored 17 second half points to defeat Carson-Newman 24-20 at Bazemore-Hyder Stadium ... The Eagles raced to a 14-0 lead on a pair of Buck Wakefield touchdowns before T.J. Williams got VSU to within 14-7 at the half on a 71-yard catch ... Tucker Pruitt gave the Blazers the lead with a touchdown run and two-point conversion in the third, only to have Wakefield again put CN back in front with a touchdown run ... Ronnye Nelson scored the winning touchdown with 13:08 to go while Devin Sabina added a field goal for Valdosta State with 5:12 remaining.

Second Round - North Alabama 37, Valdosta State 10

North Alabama raced to a 37-3 lead in defeating Valdosta State 37-10 at Braly Stadium ... The Lions got two first half touchdowns from Mike McLendon and added a safety before VSU hit a 27-yard field goal right before the intermission ... UNA scored the first three touchdowns of the second half as A.J. Milwee scored on a five-yard run and later hit Bobby Williams for a three-yard touchdown pass while Larry Wilson returned a fumble 69 yards for a score ... Dudley Spence scored the final points of the game on a 55-yard fumble return with 7:23 remaining in the contest.

2010 - NCAA First Round

First Round - North Alabama 43, Valdosta State 20

North Alabama turned four Valdosta State turnovers into 26 first quarter points en route to a 43-20 victory at Bazemore-Hyder Stadium ... The Lions scored on three of the turnovers and added a fourth touchdown, but had two extra points blocked to build a 26-7 first quarter lead ... A blocked punt early in the second quarter led to seven more UNA points while a field goal cut the VSU deficit to 33-10 at the half ... The Blazers scored 10 third quarter points to close to within 13 points, but North Alabama added a field goal to open the fourth and, on the ensuing Valdosta State drive, intercepted a pass and scored to wrap up the victory.

VALDOSTA STATE FOOTBALL

VALDOSTA STATE AND THE NCAA DIVISION II RANKINGS

VS. RANKED TEAMS

Overall: 50-48-2 (100 games)

Home: 26-19-1; Away: 21-27-1; Neutral: 3-2

Date	W/L	Game	Site
10/30/82	L	#7 North Alabama 53, Valdosta State 7	VALDOSTA
10/29/83	L	#4 North Alabama 27, Valdosta State 0	Florence, Ala.
10/06/84	L	#2 Troy State 27, Valdosta State 12	Dothan, Ala.
11/09/85	L	#11 Mississippi College 28, Valdosta State 7	Clinton, Miss.
11/23/85	L	#4 North Alabama 45, Valdosta State 0	Florence, Ala.
10/11/86	L	#11 Troy State 45, Valdosta State 10	Troy, Ala.
11/08/86	W	#17 Valdosta State 21, #15 Mississippi College 10	VALDOSTA
10/03/87	W	#7 Valdosta State 27, #10 Jacksonville State 10	Jacksonville, Ala.
10/10/87	L	#18 Troy State 44, #7 Valdosta State 7	VALDOSTA
10/01/88	W	Valdosta State 21, #8 Troy State 16	Troy, Ala.
10/22/88	W	Valdosta State 48, #10 Central Florida 19	VALDOSTA
10/29/88	L	#10 Mississippi College 31, Valdosta State 21	VALDOSTA
09/23/89	L	#3 Jacksonville State 17, Valdosta State 15	Jacksonville, Ala.
10/28/89	L	#13 Mississippi College 32, Valdosta State 3	Clinton, Miss.
11/10/90	L	#15 North Alabama 26, Valdosta State 10	VALDOSTA
09/28/91	L	#3 Jacksonville State 24, Valdosta State 3	Jacksonville, Ala.
11/02/91	T	Valdosta State 10, #3 Mississippi College 10	Clinton, Miss.
09/26/92	L	#3 Jacksonville State 20, Valdosta State 6	Jacksonville, Ala.
11/14/92	T	#20 Valdosta State 24, #16 North Alabama 24	VALDOSTA
09/18/93	W	#10 Valdosta State 49, #17 Fort Valley State 24	Fort Valley, Ga.
11/06/93	L	#1 North Alabama 31, #18 Valdosta State 21	VALDOSTA
10/15/94	W	#3 Valdosta State 49, #15 West Georgia 33	VALDOSTA
11/05/94	L	#1 North Alabama 38, #2 Valdosta State 21	Florence, Ala.
11/19/94	W	#6 Valdosta State 14, #11 Albany State 7	VALDOSTA
11/26/94	L	#1 North Alabama 27, #6 Valdosta State 24	Florence, Ala.
09/09/95	L	#10 North Dakota State 19, #14 Valdosta State 14	Fargo, N.D.
09/30/95	L	#15 Central Arkansas 30, Valdosta State 24	Conway, Ark.
10/28/95	L	#1 North Alabama 26, Valdosta State 9	Florence, Ala.
11/11/95	L	#17 West Georgia 44, Valdosta State 6	Carrollton, Ga.
11/16/96	L	#12 West Georgia 42, #5 Valdosta State 21	VALDOSTA
11/23/96	W	#5 Valdosta State 38, #14 Albany State 28	VALDOSTA
11/30/96	L	#6 Carson-Newman 24, #5 Valdosta State 19	Jefferson City, Tenn.
09/06/97	L	#2 Carson-Newman 28, Valdosta State 7	VALDOSTA
11/15/97	L	#16 West Georgia 35, Valdosta State 21	Carrollton, Ga.
08/29/98	W	Valdosta State 20, #8 Albany State 10	Albany, Ga.
10/17/98	L	#15 Southern Arkansas 40, Valdosta State 13	Magnolia, Ark.
11/14/98	L	#18 West Georgia 26, Valdosta State 13	Carrollton, Ga.
08/28/99	W	Valdosta State 18, #7 Albany State 6	VALDOSTA
10/16/99	L	#12 Southern Arkansas 28, Valdosta State 14	VALDOSTA
09/02/00	W	Valdosta State 46, #12 Fort Valley State 0	VALDOSTA
09/16/00	W	#21 Valdosta State 30, #9 Southern Arkansas 29	Magnolia, Ark.
10/07/00	L	#15 Delta State 45, #9 Valdosta State 35	VALDOSTA
11/11/00	W	#7 Valdosta State 45, #4 West Georgia 35	Carrollton, Ga.
11/18/00	L	#11 Delta State 45, #6 Valdosta State 12	Cleveland, Miss.
09/22/01	W	#4 Valdosta State 42, #21 Central Arkansas 34	Conway, Ark.
10/06/01	W	#4 Valdosta State 70, #1 Delta State 12	Cleveland, Miss.
11/10/01	W	#1 Valdosta State 31, #18 West Georgia 6	VALDOSTA
11/17/01	W	#1 Valdosta State 40, #21 Fort Valley State 24	VALDOSTA
11/24/01	L	#7 Catawba 37, #1 Valdosta State 34	VALDOSTA
09/07/02	W	#3 Valdosta State 32, #21 Fort Valley State 6	VALDOSTA
10/19/02	W	#2 Valdosta State 35, #14 Central Arkansas 11	Conway, Ark.
11/23/02	W	#2 Valdosta State 24, #16 Catawba 7	VALDOSTA
11/30/02	W	#2 Valdosta State 31, #3 Carson-Newman 28	VALDOSTA
12/07/02	W	#2 Valdosta State 21, #18 Texas A&M-Kingsville 12	VALDOSTA
12/14/02	L	#1 Grand Valley State 31, #2 Valdosta State 24	Florence, Ala.
09/27/03	W	#2 Valdosta State 41, #9 Southern Arkansas 17	Magnolia, Ark.
11/01/03	L	#3 North Alabama 17, #1 Valdosta State 10	VALDOSTA
11/22/03	L	#8 Carson-Newman 35, #5 Valdosta State 29	VALDOSTA
09/04/04	L	#23 Albany State, #3 Valdosta State 22	Albany, Ga.
09/25/04	W	#12 Valdosta State 22, #19 Central Arkansas 12	Conway, Ark.
10/02/04	W	#12 Valdosta State 51, #11 Delta State 48	VALDOSTA

10/23/04	W	#5 Valdosta State 24, #23 North Alabama 20	Florence, Ala.
11/20/04	W	#3 Valdosta State 38, #13 Carson-Newman 12	VALDOSTA
11/27/04	W	#3 Valdosta State 38, #2 Albany State 24	Albany, Ga.
12/04/04	W	#3 Valdosta State 45, #23 West Chester 21	VALDOSTA
12/11/04	W	#3 Valdosta State 36, #1 Pittsburg State 31	Florence, Ala.
09/03/05	W	#1 Valdosta State 24, #10 Albany State 9	VALDOSTA
10/01/05	W	#5 Valdosta State 24, #24 Delta State 23	Cleveland, Miss.
10/20/05	W	#3 Valdosta State 26, #14 North Alabama 23	VALDOSTA
11/12/05	L	#13 North Alabama 40, #9 Valdosta Staet 13	VALDOSTA
09/02/06	W	#6 Valdosta State 20, #9 Albany State 16	Albany, Ga.
09/23/06	W	#5 Valdosta State 51, #25 Arkansas Tech 14	VALDOSTA
10/12/06	L	#16 Delta State 35, #5 Valdosta State 28	Cleveland, Miss.
10/28/06	L	#3 North Alabama 31, #12 Valdosta State 24 (ot)	Florence, Ala.
09/01/07	W	#6 Valdosta State 41, #21 Albany State 3	VALDOSTA
10/11/07	L	#8 Delta State 35, #5 Valdosta State 31	VALDOSTA
10/27/07	W	#11 Valdosta State 27, #2 North Alabama 24	VALDOSTA
11/24/07	W	#8 Valdosta State 55, #12 Catawba 29	VALDOSTA
12/01/07	W	#8 Valdosta State 37, #10 North Alabama 23	VALDOSTA
12/08/07	W	#8 Valdosta State 28, #6 California (Pa.) 24	California, Pa.
12/15/07	W	#8 Valdosta State 25, #5 Northwest Missouri St. 20	Florence, Ala.
08/30/08	W	#1 Valdosta State 14, #20 Newberry 20	Newberry, S.C.
10/02/08	L	#14 Delta State 27, #1 Valdosta State 24 (ot)	VALDOSTA
10/25/08	L	#8 North Alabama 41, #9 Valdosta State 23	Florence, Ala.
11/15/08	W	#13 Valdosta State 24, #21 Carson-Newman 20	VALDOSTA
11/22/08	L	#5 North Alabama 37, #13 Valdosta State 10	Florence, Ala.
10/01/09	L	#25 Delta State 31, Valdosta State 23	Cleveland, Miss.
10/22/09	L	#1 North Alabama 62, Valdosta State 27	VALDOSTA
10/14/10	W	Valdosta State 5, #3 North Alabama 0	Florence, Ala.
09/03/11	W	#20 Valdosta State 34, #14 Wingate 28 (2ot)	Wingate, N.C.
09/17/11	W	#12 Valdosta State 30, #6 Albany State 27	Albany, Ga.
10/15/11	W	#12 Valdosta State 22, #22 West Alabama 21	VALDOSTA
10/22/11	L	#1 Delta State 36, #10 Valdosta State 33	Cleveland, Miss.
11/12/11	L	#13 North Alabama 30, Valdosta State 23	VALDOSTA
09/22/12	L	#23 West Alabama 39, #16 Valdosta State 28	VALDOSTA
12/01/12	W	#17 Valdosta State 48, #22 Carson-Newman 26	VALDOSTA
12/08/12	W	#17 Valdosta State 35, #5 Minnesota State-Mankato 19	Mankato, Minn.
12/15/12	W	#17 Valdosta State 35, #2 Winston-Salem State 7	Florence, Ala.
10/10/13	L	#14 West Alabama 49, #1 Valdosta State 30	Livingston, Ala.
11/07/13	L	#14 UNC-Pembroke 34, Valdosta State 29	VALDOSTA

VALDOSTA STATE VS. NO. 1

Overall: 2-6 (8 games)

Home: 0-2; Away: 1-3; Neutral: 1-1

Date	W/L	Game	Site
11/06/93	L	#1 North Alabama 31, #18 Valdosta State 21	VALDOSTA
11/05/94	L	#1 North Alabama 38, #2 Valdosta State 21	Florence, Ala.
10/28/95	L	#1 North Alabama 26, Valdosta State 9	Florence, Ala.
10/06/01	W	#4 Valdosta State 70, #1 Delta State 12	Cleveland, Miss.
12/14/02	L	#1 Grand Valley State 31, #2 Valdosta State 24	Florence, Ala.
12/11/04	W	#3 Valdosta State 36, #1 Pittsburg State 31	Florence, Ala.
10/22/09	L	#1 North Alabama 62, Valdosta State 27	VALDOSTA
10/22/11	L	#1 Delta State 36, No. 10 Valdosta State 33	Cleveland, Miss.

2014 BLAZER RECORD BOOK

VALDOSTA STATE AS NO. 1

Overall: 19-6 (25 games)

Home: 12-3; Away: 5-3; Neutral: 2-0

Date	W/L	Game	Site
10/26/96	W	#1 Valdosta State 42, Southern Arkansas 7	VALDOSTA
11/02/96	L	Delta State 34, #1 Valdosta State 28	Cleveland, Miss.
10/13/01	W	#1 Valdosta State 51, Harding 17	VALDOSTA
10/20/01	W	#1 Valdosta State 56, West Alabama 8	Livingston, Ala.
10/27/01	W	#1 Valdosta State 54, North Alabama 7	VALDOSTA
11/03/01	W	#1 Valdosta State 56, Ouachita Baptist 14	Arkadelphia, Ark.
11/10/01	W	#1 Valdosta State 31, #18 West Georgia 6	VALDOSTA
11/17/01	W	#1 Valdosta State 40, #21 Fort Valley State 24	VALDOSTA
11/24/01	L	#7 Catawba 37, #1 Valdosta State 34	VALDOSTA
10/25/03	W	#1 Valdosta State 58, West Alabama 13	Livingston, Ala.

11/01/03	L	#3 North Alabama 17, #1 Valdosta State 10	VALDOSTA
08/27/05	W	#1 Valdosta State 32, Fort Valley State 10	Macon, Ga.
09/03/05	W	#1 Valdosta State 24, #10 Albany State 9	VALDOSTA
09/10/05	W	#1 Valdosta State 52, Ouachita Baptist 20	VALDOSTA
09/17/05	L	Harding 16, #1 Valdosta State 13	Searcy, Ark.
08/23/08	W	#1 Valdosta State 56, Fort Valley State 3	VALDOSTA
08/30/08	W	#1 Valdosta State 14, #20 Newberry 20	Newberry, S.C.
09/20/08	W	#1 Valdosta State 29, Ouachita Baptist 6	VALDOSTA
09/27/08	W	#1 Valdosta State 33, West Alabama 14	Livingston, Ala.
10/02/08	L	#14 Delta State 27, #1 Valdosta State 24 (ot)	VALDOSTA
09/07/13	W	#1 Valdosta State 36, Fort Valley State 21	Macon, Ga.
09/21/13	W	#1 Valdosta State 41, Shorter 0	VALDOSTA
09/28/13	W	#1 Valdosta State 37, Angelo State 3	VALDOSTA
10/05/13	W	#1 Valdosta State 52, Florida Tech 14	VALDOSTA
10/10/13	L	#14 West Alabama 49, #1 Valdosta State 30	Livingston, Ala.

WON-LOSS BREAKDOWN

	W	L	T	Pct.
All Games	248	113	4	.6875
Home	137	46	1	.747
Cleveland Field	128	42	1	.751
Martin Stadium	9	4	0	.692
Road/Neutral	111	67	3	.622
Gulf South Conference	163	79	3	.671
Home	84	36	1	.698
Away	79	43	2	.645
Non-Conference	85	34	1	.713
Home	53	12	0	.815
Away/Neutral	32	23	1	.580
In August	10	2	0	.833
In September	82	32	1	.717
In October	96	41	0	.701
In November	50	37	3	.572
In December	9	1	0	.900
NCAA Playoffs	19	9	0	.679
Home	13	4	0	.765
Away	6	5	0	.545
Overtime Games	2	5	0	.286

YEARLY RECORDS

Year	Overall	GSC	Finish	Coach
1982	5-5-1	2-4-0	6th	Jim Goodman
1983	5-6-0	2-5-0	8th	Jim Goodman
1984	5-6-0	3-5-0	t6th	Jim Goodman
1985	5-6-0	3-5-0	t6th	Jim Berryman
1986	9-2-0	7-1-0	2nd	Mike Cavan
1987	6-4-0	4-4-0	4th	Mike Cavan
1988	6-3-1	4-3-1	4th	Mike Cavan
1989	5-5-0	5-3-0	3rd	Mike Cavan
1990	5-5-0	5-3-0	4th	Mike Cavan
1991	6-3-1	4-1-1	t2nd	Mike Cavan
1992	5-4-1	3-2-1	t2nd	Hal Mumme
1993	8-3-0	5-2-0	2nd	Hal Mumme
1994	11-2-0	6-1-0	t2nd	Hal Mumme
1995	6-5-0	4-3-0	5th	Hal Mumme
1996	10-3-0	6-2-0	1st	Hal Mumme
1997	6-5-0	5-3-0	t4th	Mike Kelly
1998	5-6-0	4-5-0	t5th	Mike Kelly
1999	4-7-0	3-6-0	t6th	Mike Kelly/Mark Nelson
2000	10-2-0	8-1-0	t1st	Chris Hatcher
2001	12-1-0	9-0-0	1st	Chris Hatcher
2002	14-1-0	9-0-0	1st	Chris Hatcher
2003	10-2-0	8-1-0	2nd	Chris Hatcher
2004	13-1-0	9-0-0	1st	Chris Hatcher
2005	9-3-0	7-2-0	t2nd	Chris Hatcher
2006	8-2-0	6-2-0	t3rd	Chris Hatcher
2007	13-1-0	7-1-0	t2nd	David Dean

2008	9-3-0	6-2-0	3rd	David Dean
2009	6-4-0	5-3-0	t3rd	David Dean
2010	8-3-0	6-2-0	t1st	David Dean
2011	6-4-0	1-3-0	5th	David Dean
2012	12-2-0	4-1-0	2nd	David Dean
2013	6-4-0	3-3-0	4th	David Dean

SHUTOUT VICTORIES

Date	Score	Opponent
09/08/84	49-0	Clark Atlanta
09/21/85	27-0	Kentucky State
09/13/86	17-0	Fort Valley State
09/21/91	7-0	Fort Valley State
09/02/93	65-0	Mount Senario
09/03/94	36-0	Knoxville
10/01/94	63-0	West Alabama
09/23/95	28-0	Arkansas Tech
10/14/95	41-0	St. Ambrose
10/26/96	42-0	Southern Arkansas
09/13/97	10-0	Fort Valley State
10/04/97	21-0	Southern Arkansas
09/02/00	46-0	Fort Valley State
08/31/02	26-0	Albany State
09/21/02	42-0	Delta State
11/08/03	30-0	Arkansas Tech
09/08/07	69-0	Fort Valley State
10/20/07	37-0	West Alabama
09/25/10	27-0	Southern Arkansas
10/14/10	5-0	North Alabama
09/28/13	41-0	Shorter

MILESTONE VICTORIES

No.	Score	Opponent, Date
1	24-21	vs. Troy State, 09/18/82
50	42-15	at West Alabama, 10/07/89
81	14-7#	vs. Albany St., 11/19/94
96	63-30*	vs. Central Arkansas, 11/09/96
100	21-0	at North Alabama, 10/04/97
122	45-35*	at West Georgia, 11/11/00
133	31-6*	vs. West Georgia, 11/10/01
145	19-3*	at West Georgia, 11/16/02
150	45-17	at Florida Atlantic, 09/06/03
167	35-12*	at West Georgia, 11/06/04
171	36-31^	vs. Pittsburgh State, 12/11/04
200	28-24	at California (Pa.), 12/08/07
201	25-20^	vs. Northwest Missouri St., 12/15/07
224	31-13*	vs. West Georgia, 11/06/10
242	35-7^	vs. Winston-Salem State, 12/15/12

*GSC Title; ^NCAA Title; #First NCAA Playoff Win

HOME ATTENDANCE BREAKDOWN

Year	Games	Total	Avg.
1982	5	36,800	7,360
1983	6	28,500	4,750
1984	5	25,468	5,094
1985	5	37,100	6,183
1986	5	25,000	5,000
1987	5	27,000	5,400
1988	5	20,500	4,100
1989	4	18,286	4,571
1990	4	20,330	5,083
1991	7	32,762	4,680
1992	4	16,064	4,016
1993	6	35,559	5,927
1994	8	59,212	7,402
1995	5	24,602	4,920
1996	7	49,251	7,036
1997	4	19,910	4,978
1998	5	23,741	4,748
1999	6	27,126	4,521
2000	5	37,569	7,514
2001	8	50,382	6,298
2002	9	48,826	5,425
2003	6	40,466	6,744
2004	6	25,628	4,271
2005	7	37,293	5,328
2006	5	26,199	5,240
2007	7	36,643	5,235
2008	6	34,989	5,832
2009	6	30,730	5,122
2010	6	28,906	4,818
2011	5	27,087	5,417
2012	7	31,875	4,554
2013	5	22,684	4,537

TOP 10 HOME CROWDS

No.	Att.	Opponent (Score)	Date
1.	11,473	Albany St. (VSU, 41-6)	08/25/01
2.	10,948	Albany St. (VSU, 14-7)	11/19/94
3.	10,473	Albany St. (VSU, 21-3)	08/30/03
4.	10,214	West Ga. (VSU, 49-33)	10/15/94
5.	10,199	Albany St. (VSU, 18-6)	08/28/99
6.	10,100	Ft. Valley St. (FVSSU, 17-3)	09/14/85
7.	10,039	North Ala. (VSU, 34-31)	10/05/96
8.	9,891	Ft. Valley St. (VSU, 46-0)	09/02/00
9.	9,576	Ft. Valley St. (VSU, 32-6)	09/07/02
10.	9,500	UCF (VSU, 13-7)	10/02/82

VALDOSTA STATE FOOTBALL

SERIES RECORDS AND RESULTS

Albany State (VSU leads 14-1)

10/23/82	at Albany State	W, 36-13
11/19/94	ALBANY STATE	W, 14-7
11/23/96	ALBANY STATE	W, 38-28
08/29/98	at Albany State	W, 20-10
08/28/99	ALBANY STATE	W, 18-6
08/26/00	at Albany State	W, 42-6
08/25/01	ALBANY STATE	W, 41-6
08/31/02	at Albany State	W, 26-0
08/30/03	ALBANY STATE	W, 21-3
09/04/04	at Albany State	L, 24-22
11/27/04	at Albany State	W, 38-24
09/03/05	ALBANY STATE	W, 24-9
09/02/06	at Albany State	W, 20-16
09/01/07	ALBANY STATE	W, 41-3
09/17/11	at Albany State	W, 30-27

American International (VSU leads 1-0)

10/24/92	AM. INTERNATIONAL	W, 31-21
----------	-------------------	----------

Angelo State (VSU leads 2-0)

09/15/12	vs. Angelo State	W, 43-10
09/28/13	ANGELO STATE	W, 37-3

Arkansas-Monticello (VSU leads 8-2)

10/12/96	at Arkansas-Monticello	W, 52-24
10/11/97	ARKANSAS-MONTICELLO	W, 58-14
10/31/98	at Arkansas-Monticello	W, 50-10
10/30/99	ARKANSAS-MONTICELLO	L, 35-31
10/12/02	ARKANSAS-MONTICELLO	W, 45-17
10/11/03	at Arkansas-Monticello	W, 31-28
11/04/06	ARKANSAS-MONTICELLO	W, 51-3
11/03/07	at Arkansas-Monticello	W, 63-28
10/23/10	ARKANSAS-MONTICELLO	W, 21-17
10/01/11	at Arkansas-Monticello	L, 23-9

Arkansas Tech (VSU leads 9-1)

09/23/95	ARKANSAS TECH	W, 6-0
09/21/96	at Arkansas Tech	W, 43-26
09/20/97	ARKANSAS TECH	W, 31-14
09/26/98	ARKANSAS TECH	W, 31-24
09/25/99	at Arkansas Tech	L, 21-14
11/09/02	ARKANSAS TECH	W, 31-24
11/08/03	at Arkansas Tech	W, 30-0
09/23/06	ARKANSAS TECH	W, 51-14
09/22/07	at Arkansas Tech	W, 28-27



10/30/10	at Arkansas Tech	W, 21-7
----------	------------------	---------

Bishop (VSU leads 1-0)

11/02/85	BISHOP	W, 19-2
----------	--------	---------

California (Pa.) (VSU leads 1-0)

12/08/07	at California (Pa.)	W, 28-24
----------	---------------------	----------

Carson-Newman (VSU leads 4-3)

11/30/96	at Carson-Newman	L, 24-19
09/06/97	CARSON-NEWMAN	L, 28-7
11/30/02	CARSON-NEWMAN	W, 31-28
11/22/03	CARSON-NEWMAN	L, 35-29
11/20/04	CARSON-NEWMAN	W, 38-12
11/15/08	CARSON-NEWMAN	W, 24-20
12/01/12	CARSON-NEWMAN	W, 48-26

Catawba (VSU leads 2-1)

11/24/01	CATAWBA	L, 37-34 (ot)
11/23/02	CATAWBA	W, 24-7
11/24/07	CATAWBA	W, 55-29

Central Arkansas (VSU leads 9-2)

09/30/95	at Central Arkansas	L, 30-24
11/09/96	CENTRAL ARKANSAS	W, 63-30
11/08/97	at Central Arkansas	W, 31-22
10/24/98	CENTRAL ARKANSAS	L, 17-10
10/23/99	at Central Arkansas	W, 33-20
09/23/00	CENTRAL ARKANSAS	W, 53-20
09/22/01	at Central Arkansas	W, 42-34
10/19/02	at Central Arkansas	W, 35-11
10/18/03	CENTRAL ARKANSAS	W, 26-21
09/25/04	at Central Arkansas	W, 22-12
09/24/05	CENTRAL ARKANSAS	W, 12-7

Central Florida (UCF leads 5-3)

10/02/82	CENTRAL FLORIDA	W, 13-7
10/01/83	at Central Florida	L, 20-0
09/20/86	at Central Florida	L, 10-7
10/22/88	CENTRAL FLORIDA	W, 48-19
09/09/89	at Central Florida	L, 35-10
09/14/91	at Central Florida	L, 12-0
09/11/93	at Central Florida	L, 35-30
09/10/94	at Central Florida	W, 31-14

Clark Atlanta (VSU leads 3-0)

09/08/84	CLARK ATLANTA	W, 49-0
09/25/93	CLARK ATLANTA	W, 41-12
09/24/94	CLARK ATLANTA	W, 63-6

Delta State (DSU leads 18-14-1)

10/09/82	at Delta State	L, 27-0
10/08/83	DELTA STATE	L, 24-16
11/10/84	at Delta State	L, 17-11
11/16/85	DELTA STATE	W, 39-20
11/15/86	at Delta State	W, 31-8
11/14/87	DELTA STATE	L, 24-21
11/05/88	at Delta State	T, 28-28
11/04/89	DELTA STATE	L, 24-16
11/03/90	at Delta State	L, 26-11
11/09/91	DELTA STATE	W, 34-27
11/07/92	at Delta State	W, 45-7
10/30/93	at Delta State	W, 33-8
10/29/94	DELTA STATE	W, 57-10
10/21/95	at Delta State	W, 37-19
11/02/96	at Delta State	L, 34-28



11/01/97	DELTA STATE	L, 27-23
09/19/98	at Delta State	L, 20-17
09/18/99	DELTA STATE	L, 9-6
10/07/00	DELTA STATE	L, 45-35
11/18/00	at Delta State	L, 45-12
10/06/01	at Delta State	W, 70-12
09/21/02	DELTA STATE	W, 42-0
09/20/03	at Delta State	W, 28-17
10/02/04	DELTA STATE	W, 51-48
10/01/05	at Delta State	W, 24-23
10/12/06	at Delta State	L, 35-28
10/11/07	DELTA STATE	L, 35-31
10/02/08	DELTA STATE	L, 27-24 (ot)
10/01/09	at Delta State	L, 31-23
09/18/10	DELTA STATE	L, 27-23
10/22/11	at Delta State	L, 36-33
10/20/12	DELTA STATE	W, 59-41
11/02/13	at Delta State	L, 63-55

East Tennessee State (ETSU leads 1-0)

10/20/90	at East Tennessee State	L, 37-22
----------	-------------------------	----------

Edward Waters (VSU leads 2-0)

11/07/09	EDWARD WATERS	W, 70-6
09/29/12	EDWARD WATERS	W, 58-10

Florida Atlantic (VSU leads 1-0)

09/06/03	at Florida Atlantic	W, 45-17
----------	---------------------	----------

Florida Tech (VSU leads 1-0)

10/05/13	FLORIDA TECH	W, 52-14
----------	--------------	----------

Fort Valley State (VSU leads 18-3)

09/14/85	FORT VALLEY STATE	L, 17-3
09/13/86	vs. Fort Valley State	W, 17-0
09/12/87	FORT VALLEY STATE	W, 21-14
09/10/88	FORT VALLEY STATE	W, 14-13
09/21/91	FORT VALLEY STATE	W, 7-0
09/19/92	at Fort Valley State	W, 24-17
09/18/93	at Fort Valley State	W, 49-24
09/17/94	FORT VALLEY STATE	W, 58-6
09/13/97	at Fort Valley State	W, 10-0
09/05/98	FORT VALLEY STATE	L, 20-14
09/04/99	at Fort Valley State	L, 24-13
09/02/00	FORT VALLEY STATE	W, 46-0
09/01/01	at Fort Valley State	W, 42-6

SERIES RECORDS AND RESULTS



11/17/01	FORT VALLEY STATE	W, 40-24
09/07/02	FORT VALLEY STATE	W, 32-6
08/27/05	vs. Fort Valley State	W, 32-10
09/09/06	FORT VALLEY STATE	W, 31-3
09/08/07	at Fort Valley State	W, 69-0
08/23/08	FORT VALLEY STATE	W, 56-3
09/08/12	FORT VALLEY STATE	W, 62-14
09/07/13	vs. Fort Valley State	W, 36-21

Gardner-Webb (VSU leads 2-0)

09/02/95	GARDNER-WEBB	W, 34-21
08/31/96	at Gardner-Webb	W, 42-16

Georgia Southern (GSU leads 6-1-1)

09/25/82	at Georgia Southern	T, 27-27
11/20/82	GEORGIA SOUTHERN	L, 45-29
11/19/83	GEORGIA SOUTHERN	W, 34-29
10/27/84	at Georgia Southern	L, 38-8
09/02/89	at Georgia Southern	L, 31-10
09/01/90	at Georgia Southern	L, 17-10
09/12/92	at Georgia Southern	L, 24-13
08/30/97	at Georgia Southern	L, 45-26

Grand Valley State (GVSU leads 1-0)

12/14/02	vs. Grand Valley State	L, 31-24
----------	------------------------	----------

Harding (VSU leads 5-1)

10/14/00	at Harding	W, 50-39
10/13/01	HARDING	W, 51-17
09/18/04	HARDING	W, 32-19
09/17/05	at Harding	L, 16-13 (ot)
10/18/08	HARDING	W, 21-13
10/17/09	at Harding	W, 23-17

Henderson State (VSU leads 10-0)

11/13/93	at Henderson State	W, 42-20
11/12/94	HENDERSON STATE	W, 49-7
09/12/98	at Henderson State	W, 12-8
09/11/99	HENDERSON STATE	W, 39-3
09/30/00	at Henderson State	W, 56-21
09/29/01	HENDERSON STATE	W, 59-3
10/09/04	at Henderson State	W, 27-18
10/08/05	HENDERSON STATE	W, 52-12
10/11/08	at Henderson State	W, 27-23
10/10/09	HENDERSON STATE	W, 33-20

Jacksonville State (JSU leads 8-3)

10/16/82	at Jacksonville State	L, 43-11
10/15/83	JACKSONVILLE STATE	L, 37-11
09/29/84	JACKSONVILLE STATE	L, 12-5
10/05/85	at Jacksonville State	L, 12-10
10/04/86	JACKSONVILLE STATE	W, 29-25
10/03/87	at Jacksonville State	W, 27-10
09/24/88	JACKSONVILLE STATE	L, 31-21
09/23/89	at Jacksonville State	L, 17-15
09/22/90	JACKSONVILLE STATE	W, 18-17
09/28/91	at Jacksonville State	L, 24-3
09/26/92	at Jacksonville State	L, 20-6

Kentucky State (VSU leads 3-0)

11/06/82	at Kentucky State	W, 48-13
11/05/83	KENTUCKY STATE	W, 32-20
09/21/85	KENTUCKY STATE	W, 27-0

Knoxville (VSU leads 1-0)

09/03/94	KNOXVILLE	W, 36-0
----------	-----------	---------

Lees-McRae (VSU leads 1-0)

10/26/91	LEES-MCRAE	W, 59-13
----------	------------	----------

Minnesota State-Mankato (VSU leads 1-0)

12/08/12	at Minnesota State-Mankato	W, 35-19
----------	----------------------------	----------

Mississippi College (MC leads 8-5-1)

09/11/82	at Mississippi College	L, 28-13
09/10/83	MISSISSIPPI COLLEGE	L, 26-3
11/03/84	MISSISSIPPI COLLEGE	L, 10-3
11/09/85	at Mississippi College	L, 28-7
11/08/86	MISSISSIPPI COLLEGE	W, 21-10
11/07/87	at Mississippi College	L, 20-12
10/29/88	MISSISSIPPI COLLEGE	L, 31-21
10/28/89	at Mississippi College	L, 32-3
10/27/90	MISSISSIPPI COLLEGE	L, 17-10
11/02/91	at Mississippi College	T, 10-10
10/31/92	MISSISSIPPI COLLEGE	W, 28-14
10/23/93	MISSISSIPPI COLLEGE	W, 42-21
10/22/94	at Mississippi College	W, 24-7
11/04/95	MISSISSIPPI COLLEGE	W, 42-16

Mount Senario (VSU leads 1-0)

09/02/93	MOUNT SENARIO	W, 65-0
----------	---------------	---------

New Haven (VSU leads 1-0)

10/08/94	NEW HAVEN	W, 38-7
----------	-----------	---------

Newberry (VSU leads 3-1)

08/30/08	at Newberry	W, 14-9
08/29/09	NEWBERRY	L, 34-21
09/11/10	at Newberry	W, 45-17
09/08/11	NEWBERRY	W, 24-17

North Alabama (UNA leads 20-16-1)

10/30/82	NORTH ALABAMA	L, 53-7
10/29/83	at North Alabama	L, 27-0
11/17/84	NORTH ALABAMA	L, 35-24
11/23/85	at North Alabama	L, 45-0
11/22/86	NORTH ALABAMA	W, 24-7
11/21/87	at North Alabama	L, 17-16
11/12/88	NORTH ALABAMA	W, 35-28
11/11/89	at North Alabama	W, 24-10
11/10/90	NORTH ALABAMA	L, 26-10
11/16/91	at North Alabama	W, 34-17

11/14/92	NORTH ALABAMA	T, 24-24
11/06/93	NORTH ALABAMA	L, 31-21
11/05/94	at North Alabama	L, 38-21
11/26/94	at North Alabama	L, 27-24 (2ot)
10/28/95	at North Alabama	L, 26-9
10/05/96	NORTH ALABAMA	W, 34-31 (3ot)
10/04/97	at North Alabama	W, 21-0
11/07/98	NORTH ALABAMA	L, 35-7
11/06/99	at North Alabama	L, 31-28
10/28/00	at North Alabama	W, 45-21
10/27/01	NORTH ALABAMA	W, 54-7
11/02/02	at North Alabama	W, 45-28
11/01/03	NORTH ALABAMA	L, 17-10
10/23/04	at North Alabama	W, 24-20
10/20/05	NORTH ALABAMA	W, 26-23
11/12/05	NORTH ALABAMA	L, 40-13
10/28/06	at North Alabama	L, 31-24 (ot)
10/27/07	NORTH ALABAMA	W, 27-24
12/01/07	NORTH ALABAMA	W, 37-23
10/25/08	at North Alabama	L, 41-23
11/22/08	at North Alabama	L, 37-10
10/22/09	NORTH ALABAMA	L, 62-27
10/14/10	at North Alabama	W, 5-0
11/20/10	NORTH ALABAMA	L, 43-20
11/12/11	NORTH ALABAMA	L, 30-23
10/13/12	at North Alabama	W, 24-21
10/26/13	NORTH ALABAMA	L, 57-7

North Carolina-Pembroke (UNCP leads 1-0)

11/07/13	UNC-PEMBROKE	L, 34-29
----------	--------------	----------

North Dakota State (NDSU leads 1-0)

09/09/95	at North Dakota State	L, 19-14
----------	-----------------------	----------

Northwest Missouri State (VSU leads 1-0)

12/15	vs. NW Missouri State	W, 25-20
-------	-----------------------	----------

Quachita Baptist (VSU leads 11-1)

11/04/00	OUACHITA BAPTIST	W, 49-21
11/03/01	at Ouachita Baptist	W, 56-14
10/05/02	at Ouachita Baptist	W, 51-10
10/04/03	OUACHITA BAPTIST	W, 42-21
09/11/04	at Ouachita Baptist	W, 40-19
09/10/05	OUACHITA BAPTIST	W, 52-20
09/28/06	at Ouachita Baptist	W, 49-21
09/29/07	OUACHITA BAPTIST	W, 31-3



VALDOSTA STATE FOOTBALL

SERIES RECORDS AND RESULTS

09/20/08 OUACHITA BAPTIST W, 29-6
 09/19/09 at Ouachita Baptist L, 24-14
 10/02/10 OUACHITA BAPTIST W, 21-19
 10/08/11 at Ouachita Baptist W, 40-13

Pittsburg State (VSU leads 1-0)

12/11/04 vs. Pittsburg State W, 36-31

Saginaw Valley State (SVSU leads 1-0)

09/01/12 at Saginaw Valley State L, 28-24

Savannah State (VSU leads 5-0)

09/24/83 SAVANNAH STATE W, 14-10
 09/15/84 at Savannah State W, 28-7
 11/01/86 SAVANNAH STATE W, 21-7
 10/31/87 at Savannah State W, 35-15
 09/14/96 SAVANNAH STATE W, 21-7

Shorter (VSU leads 2-0)

10/25/12 at Shorter W, 37-6
 09/21/13 SHORTER W, 41-0

St. Ambrose (VSU leads 1-0)

10/14/95 ST. AMBROSE W, 41-0

Southern Arkansas (VSU leads 13-3)

10/26/96 SOUTHERN ARKANSAS W, 42-7
 10/25/97 at Southern Arkansas L, 17-7
 10/17/98 at Southern Arkansas L, 40-13
 10/16/99 SOUTHERN ARKANSAS L, 28-14
 09/16/00 at Southern Arkansas W, 30-29
 09/15/01 SOUTHERN ARKANSAS W, 41-14
 09/28/02 SOUTHERN ARKANSAS W, 31-28
 09/27/03 at Southern Arkansas W, 41-17
 10/30/04 SOUTHERN ARKANSAS W, 45-28
 10/29/05 at Southern Arkansas W, 44-41
 10/07/06 SOUTHERN ARKANSAS W, 41-7
 10/06/07 at Southern Arkansas W, 33-21
 11/03/08 at Southern Arkansas W, 38-16
 09/12/09 SOUTHERN ARKANSAS W, 32-7
 09/25/10 at Southern Arkansas W, 27-0
 09/24/11 SOUTHERN ARKANSAS W, 38-21

Tarleton State (VSU leads 1-0)

10/09/93 TARLETON STATE W, 68-10

Texas A&M-Kingsville (VSU leads 2-1)



12/07/02 TEXAS A&M-KINGSVILLE W, 21-12
 11/01/12 TEXAS A&M-KINGSVILLE W, 38-31
 11/16/13 at Texas A&M-Kingsville W, 35-27

Texas-EI Paso (UTEP leads 1-0)

09/16/95 at UTEP L, 34-24

Troy State (TSU leads 7-4)

09/18/82 TROY STATE W, 24-21
 09/17/83 at Troy State L, 13-12
 10/06/84 vs. Troy State L, 27-12
 10/12/85 TROY STATE L, 10-3
 10/11/86 at Troy State L, 45-10
 10/10/87 TROY STATE L, 44-7
 10/01/88 at Troy State W, 21-16
 09/30/89 TROY STATE W, 20-14
 09/29/90 at Troy State W, 22-20
 10/05/91 TROY STATE L, 20-14
 10/03/92 at Troy State L, 26-10

Truman State (VSU leads 1-0)

09/07/96 TRUMAN W, 49-35

Tennessee-Martin (VSU leads 6-1)

09/22/84 at Tennessee-Martin W, 38-6
 09/28/85 TENNESSEE-MARTIN W, 31-7
 09/27/86 at Tennessee-Martin W, 49-24
 09/26/87 TENNESSEE-MARTIN W, 24-10
 09/17/88 at Tennessee-Martin L, 13-9
 09/16/89 TENNESSEE-MARTIN W, 35-14
 09/15/90 at Tennessee-Martin W, 28-14

West Alabama (VSU leads 29-4)

11/13/82 WEST ALABAMA W, 22-21
 11/12/83 at West Alabama W, 29-14
 10/13/84 WEST ALABAMA W, 17-16
 10/19/85 at West Alabama L, 10-5
 10/18/86 WEST ALABAMA W, 17-12
 09/19/87 at West Alabama W, 19-9
 10/08/88 WEST ALABAMA W, 20-7
 10/07/89 at West Alabama W, 17-6
 10/06/90 WEST ALABAMA W, 46-7
 10/12/91 at West Alabama W, 20-7
 10/10/92 WEST ALABAMA W, 42-15
 10/02/93 WEST ALABAMA W, 42-13
 10/01/94 at West Alabama W, 63-0
 10/07/95 WEST ALABAMA W, 27-20
 10/19/96 at West Alabama W, 52-16
 10/18/97 WEST ALABAMA W, 33-20
 10/10/98 WEST ALABAMA W, 19-3
 10/09/99 at West Alabama W, 21-19
 10/21/00 WEST ALABAMA W, 50-20
 10/20/01 at West Alabama W, 56-8
 10/26/02 WEST ALABAMA W, 43-31
 10/25/03 at West Alabama W, 58-13
 10/16/04 WEST ALABAMA W, 34-17
 10/15/05 at West Alabama W, 31-19
 10/21/06 WEST ALABAMA W, 16-14
 10/20/07 at West Alabama W, 37-0
 09/27/08 at West Alabama W, 33-14
 09/26/09 WEST ALABAMA W, 35-6
 11/11/10 at West Alabama L, 24-21
 10/15/11 WEST ALABAMA W, 22-21
 09/22/12 WEST ALABAMA L, 39-28
 11/24/12 WEST ALABAMA W, 49-21
 10/10/13 at West Alabama L, 49-30



West Chester (VSU leads 1-0)

12/04/04 WEST CHESTER W, 45-21

West Georgia (VSU leads 21-9)

10/22/83 vs. West Georgia W, 20-13
 10/20/84 vs. West Georgia W, 20-13
 10/26/85 WEST GEORGIA W, 49-12
 10/25/86 at West Georgia W, 41-26
 10/24/87 WEST GEORGIA W, 49-14
 10/15/88 at West Georgia W, 17-14
 10/14/89 WEST GEORGIA W, 34-16
 10/13/90 at West Georgia W, 37-2
 10/19/91 WEST GEORGIA W, 38-37
 10/17/92 at West Georgia L, 42-28
 10/16/93 at West Georgia L, 23-16
 10/15/94 WEST GEORGIA W, 49-33
 11/11/95 at West Georgia L, 44-6
 11/16/96 WEST GEORGIA L, 42-21
 11/15/97 at West Georgia L, 35-21
 11/14/98 at West Georgia L, 26-13
 11/13/99 WEST GEORGIA L, 23-16
 11/11/00 at West Georgia W, 45-35
 11/10/01 WEST GEORGIA W, 31-6
 11/16/02 at West Georgia W, 19-3
 11/15/03 WEST GEORGIA W, 30-17
 11/06/04 at West Georgia W, 35-12
 11/05/05 WEST GEORGIA L, 29-15
 11/09/06 at West Georgia W, 38-13
 11/08/07 WEST GEORGIA W, 35-10
 10/30/08 WEST GEORGIA W, 41-14
 10/29/09 at West Georgia W, 31-20
 11/06/10 WEST GEORGIA W, 31-13
 10/29/11 at West Georgia L, 23-20
 10/06/12 at West Georgia W, 42-7
 10/19/13 at West Georgia W, 35-30

Wingate (VSU leads 2-0)

09/04/10 WINGATE W, 25-22
 09/03/11 at Wingate W, 30-23

Winston-Salem State (VSU leads 1-0)

12/15/12 vs. Winston-Salem State W, 35-7

2014 BLAZER RECORD BOOK

YEAR-BY YEAR RESULTS

1982
Record: 5-5-1, 2-4 (6th)
Coach: Jim Goodman
Captains: James Owens, David Gilyard

Date	Opponent	Result
09/11	at Mississippi College	L, 28-13
09/18	TROY STATE	W, 24-21
09/25	at Georgia Southern	T, 27-27
10/02	CENTRAL FLORIDA	W, 13-7
10/09	at Delta State	L, 27-0
10/16	at Jacksonville State	L, 43-11
10/23	at Albany State	W, 36-13
10/30	NORTH ALABAMA	L, 53-7
11/06	at Kentucky State	W, 48-13
11/13	WEST ALABAMA	W, 22-21
11/20	GEORGIA SOUTHERN	L, 45-29

1983
Record: 5-6, 2-5 (8th)
Coach: Jim Goodman
Captains: Mark Catano, Cliff Fouty

Date	Opponent	Result
09/10	MISSISSIPPI COLLEGE	L, 26-3
09/17	at Troy State	L, 13-12
09/24	SAVANNAH STATE	W, 14-10
10/01	at Central Florida	L, 20-0
10/08	DELTA STATE	L, 24-16
10/15	JACKSONVILLE STATE	L, 37-11
10/22	vs. West Georgia	W, 20-13
10/29	at North Alabama	L, 27-0
11/05	KENTUCKY STATE	W, 32-20
11/12	at West Alabama	W, 29-14
11/19	GEORGIA SOUTHERN	W, 34-29

1984
Record: 5-6, 3-5 (6th)
Coach: Jim Goodman
Captains: Lenny Parker, Elson Bolar

Date	Opponent	Result
09/08	CLARK	W, 49-0
09/15	at Savannah State	W, 28-7
09/22	at Tennessee-Martin	W, 38-6
09/29	JACKSONVILLE STATE	L, 12-5
10/06	vs. Troy State	L, 27-12
10/13	WEST ALABAMA	W, 17-16
10/20	vs. West Georgia	W, 20-13
10/27	at Georgia Southern	L, 38-8
11/03	MISSISSIPPI COLLEGE	L, 10-3
11/10	at Delta State	L, 17-11
11/17	NORTH ALABAMA	L, 35-24

1985
Record: 5-6, 3-5 (6th)
Coach: Jim Berryman
Captains: Jimmy Francis, Jay Walls

Date	Opponent	Result
09/14	FORT VALLEY STATE	L, 17-3
09/21	KENTUCKY STATE	W, 27-0
09/28	TENNESSEE-MARTIN	W, 31-7
10/05	at Jacksonville State	L, 12-10
10/12	TROY STATE	L, 10-3
10/19	at West Alabama	L, 10-5
10/26	WEST GEORGIA	W, 49-12
11/02	BISHOP	W, 19-2
11/09	at Mississippi College	L, 28-7
11/16	DELTA STATE	W, 39-20

1986
Record: 9-2, 7-1 (2nd)
Coach: Mike Cavan
Captains: Jessie Tuggle, R.D. Swain, Dallis Smith, Dennis Smith

Date	Opponent	Result
11/23	at North Alabama	L, 45-0
09/13	vs. Fort Valley State	W, 17-0
09/20	at Central Florida	L, 10-7
09/27	at Tennessee-Martin	W, 49-24
10/04	JACKSONVILLE STATE	W, 29-25
10/11	at Troy State	L, 45-10
10/18	WEST ALABAMA	W, 17-12
10/25	at West Georgia	W, 41-26
11/01	SAVANNAH STATE	W, 21-7
11/08	MISSISSIPPI COLLEGE	W, 21-10
11/15	at Delta State	W, 31-8
11/22	NORTH ALABAMA	W, 24-7

1987
Record: 6-4, 4-4 (4th)
Coach: Mike Cavan
Captains: Jimmy Brookins, Scott Mowry, Bryan Banks, John Norris

Date	Opponent	Result
09/12	FORT VALLEY STATE	W, 21-14
09/19	at West Alabama	W, 19-9
09/26	TENNESSEE-MARTIN	W, 24-10
10/03	at Jacksonville State	W, 27-10
10/10	TROY STATE	L, 44-7
10/24	WEST GEORGIA	W, 49-14
10/31	at Savannah State	W, 35-15
11/07	at Mississippi College	L, 20-12
11/14	DELTA STATE	L, 24-21
11/21	at North Alabama	L, 17-16

1988
Record: 6-3-1, 4-3-1 (4th)
Coach: Mike Cavan
Captains: Jimmy Brookins, Scott Mowry, Eric Clark

Date	Opponent	Result
09/10	FORT VALLEY STATE	W, 14-13
09/17	at Tennessee-Martin	L, 13-9
09/24	JACKSONVILLE STATE	L, 31-21
10/01	at Troy State	W, 21-16
10/08	WEST ALABAMA	W, 20-7
10/15	at West Georgia	W, 17-14
10/22	CENTRAL FLORIDA	W, 48-19
10/29	MISSISSIPPI COLLEGE	L, 31-21
11/05	at Delta State	T, 28-28
11/12	NORTH ALABAMA	W, 35-28

1989
Record: 5-5, 5-3 (3rd)
Coach: Mike Cavan
Captains: Randy Fisher, Maurice Jordan

Date	Opponent	Result
09/02	at Georgia Southern	L, 31-10
09/09	at Central Florida	L, 35-10
09/16	TENNESSEE-MARTIN	W, 35-14
09/23	at Jacksonville State	L, 17-15
09/30	TROY STATE	W, 20-14
10/07	at West Alabama	W, 17-6
10/14	WEST GEORGIA	W, 34-16
10/28	at Mississippi College	L, 32-3

1990
Record: 5-5, 5-3 (4th)
Coach: Mike Cavan
Captains: Tye Cottle, Deon Searcy

Date	Opponent	Result
11/04	DELTA STATE	L, 24-16
11/11	at North Alabama	W, 24-10
09/01	at Georgia Southern	L, 17-10
09/15	at Tennessee-Martin	W, 28-14
09/22	JACKSONVILLE STATE	W, 18-17
09/29	at Troy State	W, 22-20
10/06	WEST ALABAMA	W, 46-7
10/13	at West Georgia	W, 37-2
10/20	at East Tennessee State	L, 37-22
10/27	MISSISSIPPI COLLEGE	L, 17-10
11/03	at Delta State	L, 26-11
11/10	NORTH ALABAMA	L, 26-10

1991
Record: 6-3-1, 4-1-1 (2nd)
Coach: Mike Cavan
Captains: Will O'Steen, Chris Dupree

Date	Opponent	Result
09/14	at Central Florida	L, 12-0
09/21	FORT VALLEY STATE	W, 7-0
09/28	at Jacksonville State	L, 24-3
10/05	TROY STATE	L, 20-14
10/12	at West Alabama	W, 20-7
10/19	WEST GEORGIA	W, 38-37
10/26	LEES-MCRAE	W, 59-13
11/02	at Mississippi College	T, 10-10
11/09	DELTA STATE	W, 34-27
11/16	at North Alabama	W, 34-17

1992
Record: 5-4-1, 3-2-1 (2nd)
Coach: Hal Mumme
Captains: Chris Hatcher, Calvin Walker, Antonio Edwards, Chris Dupree

Date	Opponent	Result
09/12	at Georgia Southern	L, 24-13
09/19	at Fort Valley State	W, 24-17
09/26	at Jacksonville State	L, 20-6
10/03	at Troy State	L, 26-10
10/10	WEST ALABAMA	W, 42-15
10/17	at West Georgia	L, 42-28
10/24	AMERICAN INTERNL	W, 31-21
10/31	MISSISSIPPI COLLEGE	W, 28-14
11/07	at Delta State	W, 45-7
11/14	NORTH ALABAMA	T, 24-24

1993
Record: 8-3, 5-2 (2nd)
Coach: Hal Mumme
Captains: Chris Hatcher, Calvin Walker, Andre Hampton, Tony Hill

Date	Opponent	Result
09/02	MOUNT SENARIO	W, 65-0
09/11	at Central Florida	L, 35-30
09/18	at Fort Valley State	W, 49-24
09/25	CLARK ATLANTA	W, 41-12
10/02	WEST ALABAMA	W, 42-13
10/09	TARLETON STATE	W, 68-10
10/16	at West Georgia	L, 23-16
10/23	MISSISSIPPI COLLEGE	W, 42-21

VALDOSTA STATE FOOTBALL

YEAR-BY YEAR RESULTS

10/30	at Delta State	W, 33-8
11/06	NORTH ALABAMA	L, 31-21
11/13	at Henderson State	W, 42-20

1994

Record: 11-2, 6-1 (2nd)

Coach: Hal Mumme

Captains: Chris Hatcher, Dominique Ross,
Andre Hampton, Tony Hill

Date	Opponent	Result
09/03	KNOXVILLE	W, 36-0
09/10	at Central Florida	W, 31-14
09/17	FORT VALLEY STATE	W, 58-6
09/24	CLARK ATLANTA	W, 63-6
10/01	at West Alabama	W, 63-0
10/08	NEW HAVEN	W, 38-7
10/15	WEST GEORGIA	W, 49-33
10/22	at Mississippi College	W, 24-7
10/29	DELTA STATE	W, 57-10
11/05	at North Alabama	L, 38-21
11/12	HENDERSON STATE	W, 49-7
11/19	ALBANY STATE	W, 14-7
11/26	at North Alabama	L, 27-24 (2ot)

1995

Record: 6-5, 4-3 (5th)

Coach: Hal Mumme

Captains: Lance Funderburke, Drew McPhail,
Ryan Branch, James Hubbard

Date	Opponent	Result
09/02	GARDNER-WEBB	W, 34-21
09/09	at North Dakota State	L, 19-14
09/16	at UTEP	L, 34-24
09/23	ARKANSAS TECH	W, 6-0
09/30	at Central Arkansas	L, 30-24
10/07	WEST ALABAMA	W, 27-20
10/14	ST. AMBROSE	W, 41-0
10/21	at Delta State	W, 37-19
10/28	at North Alabama	L, 26-9
11/04	MISSISSIPPI COLLEGE	W, 42-16
11/11	at West Georgia	L, 44-6

1996

Record: 10-3, 6-2 (1st)

Coach: Hal Mumme

Captains: Lance Funderburke, Drew McPhail,
James Lockhart, Jarmal Stevens

Date	Opponent	Result
08/31	at Gardner-Webb	W, 42-16
09/07	TRUMAN	W, 49-35
09/14	SAVANNAH STATE	W, 21-7
09/21	at Arkansas Tech	W, 43-26
10/05	NORTH ALABAMA	W, 34-31 (3ot)
10/12	at Arkansas-Monticello	W, 52-24
10/19	at West Alabama	W, 52-16
10/26	SOUTHERN ARKANSAS	W, 42-7
11/02	at Delta State	L, 34-28
11/09	CENTRAL ARKANSAS	W, 63-30
11/16	WEST GEORGIA	L, 42-21
11/23	ALBANY STATE	W, 38-28
11/30	at Carson-Newman	L, 24-19

1997

Record: 6-5, 5-3 (T-4th)

Coach: Mike Kelly

Captains: Vontrell Mitchell, Kris Gingrow, Wayne DeVane,
Terry Turner, Antonio Speed, Brad Trout

Date	Opponent	Result
08/30	at Georgia Southern	L, 45-26
09/06	CARSON-NEWMAN	L, 28-7
09/13	at Fort Valley State	W, 10-0
09/20	ARKANSAS TECH	W, 31-14
10/04	at North Alabama	W, 21-0
10/11	ARK.-MONTICELLO	W, 58-14
10/18	WEST ALABAMA	W, 33-20
10/25	at Southern Arkansas	L, 17-7
11/01	DELTA STATE	L, 27-23
11/08	at Central Arkansas	W, 31-22
11/15	at West Georgia	L, 35-21

1998

Record: 5-6, 4-5 (5th)

Coach: Mike Kelly

Captains: Donnie Johnson, Vontrell Mitchell, Jesse
Sutton, Antonio Speed, James Lighfoot

Date	Opponent	Result
08/29	at Albany State	W, 20-10
09/05	FORT VALLEY STATE	L, 20-14
09/12	at Henderson State	W, 12-8
09/19	at Delta State	L, 20-17
09/26	ARKANSAS TECH	W, 31-24
10/10	WEST ALABAMA	W, 19-3
10/17	at Southern Arkansas	L, 40-13
10/24	CENTRAL ARKANSAS	L, 17-10
10/31	at Arkansas-Monticello	W, 50-10
11/07	NORTH ALABAMA	L, 35-7
11/14	at West Georgia	L, 26-13

1999

Record: 4-7, 3-6 (6th)

Coach: Mike Kelly*

Captains: Greg Cooper, Tully Payne,
Antonio Speed, Michael Williams

Date	Opponent	Result
08/28	ALBANY STATE	W, 18-6
09/04	at Fort Valley State	L, 24-13
09/11	HENDERSON STATE	W, 39-3
09/18	DELTA STATE	L, 9-6
09/25	at Arkansas Tech	L, 21-14
10/09	at West Alabama	W, 21-19
10/16	SOUTHERN ARKANSAS	L, 28-14
10/23	at Central Arkansas	W, 33-20
10/30	ARK.-MONTICELLO	L, 35-31
11/06	at North Alabama	L, 31-28
11/13	WEST GEORGIA	L, 23-16

*Mark Nelson coached for final two games

2000

Record: 10-2, 8-1 (1st)

Coach: Chris Hatcher

Captains: Dusty Bonner, Tully Payne,
Reggie Cockerm, Ced Dickerson

Date	Opponent	Result
08/26	at Albany State	W, 42-6
09/02	FORT VALLEY STATE	W, 46-0
09/16	at Southern Arkansas	W, 30-29
09/23	CENTRAL ARKANSAS	W, 53-20
09/30	at Henderson State	W, 56-21

10/07	DELTA STATE	L, 45-35
10/14	at Harding	W, 50-39
10/21	WEST ALABAMA	W, 50-20
10/28	at North Alabama	W, 45-21
11/04	OUACHITA BAPTIST	W, 49-21
11/11	at West Georgia	W, 45-35
11/18	at Delta State	L, 45-12

2001

Record: 12-1, 9-0 (1st)

Coach: Chris Hatcher

Captains: Dusty Bonner, Tully Payne,
Reggie Cockerm, Ced Dickerson, C.J. Lofton

Date	Opponent	Result
08/25	ALBANY STATE	W, 41-6
09/01	at Fort Valley State	W, 42-6
09/15	SOUTHERN ARKANSAS	W, 41-14
09/22	at Central Arkansas	W, 42-34
09/29	HENDERSON STATE	W, 59-3
10/06	at Delta State	W, 70-12
10/13	HARDING	W, 51-17
10/20	at West Alabama	W, 56-8
10/27	NORTH ALABAMA	W, 54-7
11/03	at Ouachita Baptist	W, 56-14
11/10	WEST GEORGIA	W, 31-6
11/17	FORT VALLEY STATE	W, 40-24
11/24	CATAWBA	L, 37-34 (ot)

2002

Record: 14-1, 9-0 (1st)

National Runner-Up

Coach: Chris Hatcher

Captains: Reggie Mosley, Tabious Carter,
Ced Dickerson, C.J. Lofton

Date	Opponent	Result
08/31	at Albany State	W, 26-0
09/07	FORT VALLEY STATE	W, 32-6
09/21	DELTA STATE	W, 42-0
09/28	SOUTHERN ARKANSAS	W, 31-28
10/05	at Ouachita Baptist	W, 51-10
10/12	ARK.-MONTICELLO	W, 45-17
10/19	at Central Arkansas	W, 35-11
10/26	WEST ALABAMA	W, 43-31
11/02	at North Alabama	W, 45-28
11/09	ARKANSAS TECH	W, 31-24
11/16	at West Georgia	W, 19-3
11/23	CATAWBA	W, 24-7
11/30	CARSON-NEWMAN	W, 31-28
12/07	TEXAS A&M-KINGSVILLE	W, 21-12
12/14	vs. Grand Valley State	L, 31-24

2003

Record: 10-2, 8-1 (2nd)

Coach: Chris Hatcher

Captains: Buster Faulkner, Lee Tarpley, Tyrone Jordan,
Wesley Brown, Marlin Adams

Date	Opponent	Result
08/30	ALBANY STATE	W, 21-3
09/06	at Florida Atlantic	W, 45-17
09/20	at Delta State	W, 28-17
09/27	at Southern Arkansas	W, 41-17
10/04	OUACHITA BAPTIST	W, 42-21
10/11	at Arkansas-Monticello	W, 31-28
10/18	CENTRAL ARKANSAS	W, 26-21
10/25	at West Alabama	W, 58-13
11/01	NORTH ALABAMA	L, 17-10

2014 BLAZER RECORD BOOK

YEAR-BY YEAR RESULTS

11/08	at Arkansas Tech	W, 30-0
11/15	WEST GEORGIA	W, 30-17
11/22	CARSON-NEWMAN	L, 35-29

2004

Record: 13-1, 9-0 (1st)

National Champions

Coach: Chris Hatcher

Captains: Fabian Walker, Torrey Howard, Leighton Cooley, Tim Thompson, Tyran Robinson

Date	Opponent	Result
09/04	at Albany State	L, 24-22
09/11	at Ouachita Baptist	W, 40-19
09/18	HARDING	W, 32-19
09/25	at Central Arkansas	W, 22-12
10/02	DELTA STATE	W, 51-48
10/09	at Henderson State	W, 27-18
10/16	WEST ALABAMA	W, 34-17
10/23	at North Alabama	W, 24-20
10/30	SOUTHERN ARKANSAS	W, 45-28
11/06	at West Georgia	W, 35-12
11/20	CARSON-NEWMAN	W, 38-12
11/27	at Albany State	W, 38-24
12/04	WEST CHESTER	W, 45-21
12/11	vs. Pittsburg State	W, 36-31

2005

Record: 9-3, 7-2 (T-2nd)

Coach: Chris Hatcher

Captains: Vincent Brown, Tim Thompson, Dedrick Morrison, Will Shelton, Scott Foss

Date	Opponent	Result
08/27	vs. Fort Valley State	W, 32-10
09/03	ALBANY STATE	W, 24-9
09/10	OUACHITA BAPTIST	W, 52-20
09/17	at Harding	L, 16-13 (ot)
09/24	CENTRAL ARKANSAS	W, 12-7
10/01	at Delta State	W, 24-23
10/08	HENDERSON STATE	W, 52-12
10/15	at West Alabama	W, 31-19
10/20	NORTH ALABAMA	W, 26-23
10/29	at Southern Arkansas	W, 44-41
11/05	WEST GEORGIA	L, 29-15
11/12	NORTH ALABAMA	L, 40-13

2006

Record: 8-2, 6-2 (T-3rd)

Coach: Chris Hatcher

Captains: Jeffrey Felton, Travis Harrison, Jos Edison, William Montford, Davis Russell

Date	Opponent	Result
09/02	at Albany State	W, 20-16
09/09	FORT VALLEY STATE	W, 31-3
09/23	ARKANSAS TECH	W, 51-14
09/28	at Ouachita Baptist	W, 49-21
10/07	SOUTHERN ARKANSAS	W, 41-7
10/12	at Delta State	L, 35-28
10/21	WEST ALABAMA	W, 16-14
10/28	at North Alabama	L, 31-24 (ot)
11/04	ARKANSAS-MONTICELLO	W, 51-3
11/09	at West Georgia	W, 38-13

2007

Record: 13-1, 7-1 (T-2nd)

National Champions

Coach: David Dean

Captains: Willie Copeland, Jeffrey Felton, Travis Harrison, William Montford, Davis Russell

Date	Opponent	Result
09/01	ALBANY STATE	W, 41-3
09/08	at Fort Valley State	W, 69-0
09/22	at Arkansas Tech	W, 28-27
09/29	OUACHITA BAPTIST	W, 31-3
10/06	at Southern Arkansas	W, 33-21
10/11	DELTA STATE	L, 35-31
10/20	at West Alabama	W, 37-0
10/27	NORTH ALABAMA	W, 27-24
11/03	at Arkansas-Monticello	W, 63-28
11/08	WEST GEORGIA	W, 35-10
11/24	CATAWBA	W, 55-29
12/01	NORTH ALABAMA	W, 37-23
12/08	at California (Pa.)	W, 28-24
12/15	vs. Northwest Missouri St.	W, 25-20

2008

Record: 9-3, 6-2 (3rd)

Coach: David Dean

Captains: Tucker Pruitt, Sherard Reynolds, Mark Sibenaller, Everett Kitchens, Larry Dean

Date	Opponent	Result
08/23	FORT VALLEY STATE	W, 56-3
08/30	at Newberry	W, 14-9
09/20	OUACHITA BAPTIST	W, 29-6
09/27	at West Alabama	W, 33-14
10/02	DELTA STATE	L, 27-24 (ot)
10/11	at Henderson State	W, 27-23
10/18	HARDING	W, 21-13
10/25	at North Alabama	L, 41-23
10/30	WEST GEORGIA	W, 41-14
11/03	at Southern Arkansas	W, 38-16
11/15	CARSON-NEWMAN	W, 24-20
11/22	at North Alabama	L, 37-10

2009

Record: 6-4, 5-3 (3rd)

Coach: David Dean

Captains: Larry Dean, Russ Callaway, Demario Jones, Ronnye Nelson

Date	Opponent	Result
08/29	NEWBERRY	L, 31-24
09/12	SOUTHERN ARKANSAS	W, 32-7
09/19	at Ouachita Baptist	L, 24-14
09/26	WEST ALABAMA	W, 35-6
10/01	at Delta State	L, 31-23
10/10	HENDERSON STATE	W, 33-20
10/17	at Harding	W, 23-17
10/22	NORTH ALABAMA	L, 62-27
10/29	at West Georgia	W, 31-20
11/07	EDWARD WATERS	W, 70-6

2010

Record: 8-3, 6-2 (t1st)

Coach: David Dean

Captains: Larry Dean, Kyle Fox, Demario Jones, Ronnye Nelson

Date	Opponent	Result
09/04	WINGATE	W, 25-22
09/11	at Newberry	W, 45-17

09/18	DELTA STATE	L, 27-23
09/25	at Southern Arkansas	W, 27-0
10/02	OUACHITA BAPTIST	W, 21-19
10/14	at North Alabama	W, 5-0
10/23	ARKANSAS-MONTICELLO	W, 21-17
10/30	at Arkansas Tech	W, 21-7
11/06	WEST GEORGIA	W, 31-13
11/11	at West Alabama	L, 24-21
11/20	NORTH ALABAMA	L, 43-20

2011

Record: 6-4, 1-3 (5th)

Coach: David Dean

Captains: Larry Bryant, Harrison Dreiling, Austen Roberts, Cam Short

Date	Opponent	Result
09/03	at Wingate	W, 34-28 (2ot)
09/08	NEWBERRY	W, 24-17
09/17	at Albany State	W, 30-27
09/24	SOUTHERN ARKANSAS	W, 38-21
10/01	at Arkansas-Monticello	L, 23-9
10/08	at Ouachita Baptist	W, 40-13
10/15	WEST ALABAMA	W, 22-21
10/22	at Delta State	L, 36-33
10/29	WEST GEORGIA	L, 23-20
11/12	NORTH ALABAMA	L, 30-23

2012

Record: 12-2, 4-1 (2nd)

Coach: David Dean

Captains: Cam Short, Tyler Josey, Ryan Smith, Chris Pope, Matt Pierce

Date	Opponent	Result
09/01	at Saginaw Valley State	L, 28-24
09/08	FORT VALLEY STATE	W, 62-14
09/15	vs. Angelo State	W, 43-10
09/22	WEST ALABAMA	L, 39-28
09/29	EDWARD WATERS	W, 58-10
10/06	at West Georgia	W, 42-7
10/13	at North Alabama	W, 24-21
10/20	DELTA STATE	W, 59-41
10/27	at Shorter	W, 37-6
11/01	TEXAS A&M-KINGSVILLE	W, 38-31
11/24	WEST ALABAMA	W, 49-21
12/01	CARSON-NEWMAN	W, 48-26
12/08	at Minnesota State-Mankato	W, 35-19
12/15	vs. Winston-Salem State	W, 35-7

2013

Record: 6-4, 3-3 (4th)

Coach: David Dean

Captains: Cayden Cochran, Jeremy Grable, Reginald Lewis, Chris Pope

Date	Opponent	Result
09/07	vs. Fort Valley State	W, 36-21
09/21	SHORTER	W, 41-0
09/28	ANGELO STATE	W, 37-3
10/05	FLORIDA TECH	W, 52-14
10/10	at West Alabama	L, 49-30
10/19	at West Georgia	W, 35-30
10/26	NORTH ALABAMA	L, 57-7
11/02	at Delta State	L, 63-55
11/07	UNC-PEMBROKE	L, 34-29
11/16	at Texas A&M-Kingsville	W, 35-27

VALDOSTA STATE FOOTBALL

YEAR-BY-YEAR TEAM STATISTICS

Year	First Downs	Net Rushing	Net Passing	Total Plays	Plays/ Game	Total Offense	Yards/ Game	Yards/ Play	Att.-Comp.	Pts.-Avg.	TD
1982	193	894	2635	767	69.7	3543	322.1	4.6	396-191	230-20.9	29
1983	144	1662	1176	689	62.6	2838	257.9	4.1	197-79	171-15.1	22
1984	152	1300	1217	730	66.4	2517	228.8	3.4	212-83	215-19.5	24
1985	169	1968	1373	781	71.0	3341	303.7	4.3	236-105	193-17.5	22
1986	178	1958	1513	720	65.5	3471	315.5	4.8	200-107	267-24.3	35
1987	169	1823	1473	652	65.2	3296	329.6	5.1	180-99	231-23.1	31
1988	190	1459	2001	672	67.2	3460	346.0	5.1	265-144	234-23.4	29
1989	156	1349	1681	638	63.8	3030	303.0	4.7	238-132	188-18.8	23
1990	159	1711	1313	651	65.1	3024	302.4	4.6	194-106	214-21.4	23
1991	164	1726	1353	665	66.5	3079	307.9	4.6	213-108	219-21.9	26
1992	195	1019	2586	674	67.4	3605	360.5	5.3	416-273	251-25.1	33
1993	251	1388	3871	785	71.4	5259	478.1	6.7	513-363	449-40.8	62
1994	301	1606	4389	964	74.2	5995	461.2	6.2	594-409	527-40.5	73
1995	229	833	3842	812	73.8	4675	425.0	5.8	570-373	286-26.0	38
1996	300	2022	4275	915	70.4	6297	484.4	6.9	544-346	504-38.8	70
1997	190	1521	2225	736	66.9	3746	340.6	5.1	339-176	268-24.4	38
1998	154	575	2294	697	63.4	2869	260.8	4.1	383-174	206-18.7	27
1999	198	1842	1813	724	65.8	3655	332.3	5.1	296-135	233-21.2	31
2000	308	1444	4361	861	71.8	5805	483.8	6.7	522-372	513-42.8	73
2001	328	2278	4356	868	66.8	6634	510.3	7.6	478-337	617-47.5	86
2002	307	1816	4162	1095	73.0	5978	398.5	5.5	547-355	500-33.3	65
2003	263	1296	3433	853	71.1	4729	394.1	5.5	483-293	391-32.6	51
2004	284	2706	3119	936	62.4	5825	416.1	6.2	420-302	489-34.9	59
2005	338	1257	3307	850	70.8	4564	380.3	5.4	489-317	338-28.2	40
2006	197	1068	2830	663	66.3	3898	389.9	5.9	391-261	349-34.9	47
2007	313	2360	3431	1003	71.6	5791	413.6	5.8	524-334	540-38.6	71
2008	340	1619	2950	804	67.0	4569	380.8	5.7	427-256	340-28.3	46
2009	238	1320	2864	759	75.9	4184	418.4	5.5	420-258	312-31.2	40
2010	185	1652	1783	749	68.1	3435	312.3	4.6	332-180	260-23.6	32
2011	186	1812	2103	668	66.8	3915	391.5	5.9	325-180	273-27.3	34
2012	303	3065	3506	993	70.9	6571	469.4	6.6	422-264	582-41.6	80
2013	227	1791	2505	753	75.3	4296	929.6	5.7	394-233	357-35.7	49

Year	First Downs	Net Rushing	Net Passing	Total Yds Allowed	Yards/ Game	Att.-Comp.	Pts.-Avg.	VSU Net Punt Avg.	Passes Intercepted	Yards Returned	Avg. Ret.
1982	235	2664	1731	4395	399.5	285-145	298-27.1		14	164	11.7
1983	195	2115	1319	3434	312.2	237-104	233-21.2	34.3	14	127	9.1
1984	177	2005	1281	3286	298.7	234-94	181-16.5	34.9	17	188	11.1
1985	167	1757	1471	3228	293.5	269-106	163-14.8	37.9	13	154	11.8
1986	197	1228	2122	3350	304.5	358-194	174-15.8	39.2	32	277	8.7
1987	181	1550	1564	3114	311.4	268-131	178-17.8	32.2	17	311	18.3
1988	178	1624	1450	3074	307.4	242-112	200-20.0	33.2	14	118	8.4
1989	165	1644	1255	2899	289.9	208-96	210-21.0	34.1	9	80	8.9
1990	162	1527	1280	2807	280.7	197-101	183-18.3	33.0	13	159	12.2
1991	171	1365	1783	3148	314.8	258-129	167-16.7	37.6	13	82	6.3
1992	166	1801	1330	3131	313.1	248-103	210-21.0	31.8	10	159	15.9
1993	169	1423	1613	3036	276.0	247-136	197-17.9	33.6	8	154	19.3
1994	207	1559	1924	3483	267.9	308-148	162-12.5	29.7	14	222	15.9
1995	195	1853	1524	3377	307.0	243-116	229-20.8	36.7	9	138	15.3
1996	241	2091	2236	4327	332.9	323-162	313-24.1	35.1	11	69	6.3
1997	183	1403	1798	3201	291.0	278-130	222-20.2	33.4	13	92	7.1
1998	148	1852	1100	2952	268.4	216-80	213-19.4	30.9	16	120	7.5
1999	184	1730	1484	3214	292.2	234-107	219-19.9	33.0	10	173	17.3
2000	212	2043	2088	4131	344.3	316-161	310-25.8	36.7	15	264	17.6
2001	221	1397	2130	3527	271.3	408-224	188-14.5	30.6	18	219	12.2
2002	218	832	3227	4059	270.6	526-264	236-15.7	33.3	26	197	7.6
2003	229	1712	2443	4155	346.2	395-207	206-17.2	36.5	9	120	13.3
2004	251	2205	2563	4768	340.6	366-187	305-21.8	31.8	22	258	11.7
2005	212	1675	2873	4548	379.0	399-225	249-20.8	34.4	20	227	11.4
2006	148	1125	1577	2702	270.2	252-126	157-15.7	33.3	13	292	22.5
2007	251	1693	2876	4569	326.4	482-270	247-17.6	36.3	27	497	18.4
2008	223	1299	2356	3655	304.6	454-259	223-18.6	36.3	10	203	20.3
2009	224	1129	2302	3431	343.1	353-194	224-22.4	34.4	7	45	6.4
2010	189	1011	2200	3211	291.9	389-211	189-17.2	35.6	20	363	18.1
2011	198	1477	2148	3625	362.5	347-189	239-23.9	37.3	15	331	22.1
2012	253	2211	2742	4953	353.8	390-187	280-20.0	36.7	22	159	7.2
2013	208	1481	2784	4265	426.5	187-308	298-29.8	36.5	10	197	19.7

School Record

2014 BLAZER RECORD BOOK

ANNUAL STATISTICAL LEADERS

TOTAL OFFENSE LEADERS

Year	Player	G	Plays	Yards
1982	James Owens	10	402	2,906
1983	Terry Mallory	8	173	732
1984	Mark Dace	11	216	680
1985	Mark Dace	7	186	899
1986	Mark Dace	11	315	1,744
1987	Tye Cottle	9	146	816
1988	Tye Cottle	10	334	1,969
1989	Tye Cottle	10	311	1,582
1990	Tye Cottle	10	243	1,182
1991	Chris Hatcher	7	186	1,044
1992	Chris Hatcher	10	424	2,493
1993	Chris Hatcher	11	495	3,532
1994	Chris Hatcher	13	537	3,955
1995	Lance Funderburk	11	581	3,549
1996	Lance Funderburk	13	570	4,167
1997	Donnie Johnston	11	198	935
1998	Brandon Cowart	9	282	1,267
1999	Kenn Barnett	11	187	964
2000	Dusty Bonner	12	534	3,965
2001	Dusty Bonner	13	469	4,035
2002	Buster Faulkner	15	611	3,513
2003	Barrett Wilkes	12	487	3,220
2004	Fabian Walker	14	534	3,465
2005	Barrett Wilkes	11	453	2,703
2006	Willie Copeland	10	428	2,618
2007	Willie Copeland	14	569	3,331
2008	Chris Hart	12	332	2,084
2009	Kellen Lewis	10	481	2,999
2010	Brett Whitmire	9	240	1,241
2011	Austen Roberts	8	220	1,239
2012	Cayden Cochran	13	438	3,060
2013	Cayden Cochran	8	291	1,577

RUSHING LEADERS

Year	Player	G	Plays	Yards
1982	Henry Chubb	11	100	475
1983	Henry Chubb	11	121	668
1984	Michael Williams	10	67	362
1985	Tony Allen	9	127	564
1986	Eric Clark	11	118	565
1987	Donnie Harrell	10	142	632
1988	Ramon Allen	10	155	780
1989	Ramon Allen	10	197	846
1990	Ramon Allen	10	211	957
1991	Ramon Allen	9	109	488
1992	Dominique Ross	9	153	734
1993	Dominique Ross	11	167	1,030
1994	Dominique Ross	13	256	1,473
1995	David Glisson	11	147	837
1996	Vontrell Mitchell	13	186	1,355
1997	Vontrell Mitchell	9	170	840
1998	Marcus Ray	19	81	351
1999	Mike Christopher	10	104	517
2000	Aaron Jenkins	12	72	499
2001	Aaron Jenkins	13	199	1,503
2002	Aaron Jenkins	14	214	1,304
2003	Tyran Robinson	12	104	571
2004	Tyran Robinson	14	213	1,267
2005	Vincent Brown	9	136	768
2006	Rashawn Robinson	10	66	392
2007	Michael Terry	14	164	1,107
2008	Markus Manson	12	84	447
2009	Kellen Lewis	10	109	485
2010	David Arnold	11	107	516

2011	David Bailey	8	95	516
2012	Cedric O'Neal	13	180	1,198
2013	Cedric O'Neal	10	140	975

PASSING LEADERS

Year	Player	G	Cmp.-Att.	Yards
1982	James Owens	10	169-339	2,258
1983	Terry Mallory	8	41-98	681
1984	Mark Dace	11	42-106	662
1985	Mark Dace	7	53-108	762
1986	Mark Dace	11	104-186	1,435
1987	Tye Cottle	9	54-98	767
1988	Tye Cottle	10	143-262	1,960
1989	Tye Cottle	10	131-235	1,677
1990	Tye Cottle	10	99-179	1,189
1991	Chris Hatcher	7	81-150	1,088
1992	Chris Hatcher	10	264-400	2,548
1993	Chris Hatcher	11	335-471	3,651
1994	Chris Hatcher	13	367-508	4,076
1995	Lance Funderburk	11	356-544	3,706
1996	Lance Funderburk	13	342-532	4,226
1997	Donnie Johnston	11	83-155	924
1998	Brandon Cowart	9	109-240	1,446
1999	Kenn Barnett	11	61-133	889
2000	Dusty Bonner	12	351-488	4,126
2001	Dusty Bonner	13	298-425	4,037
2002	Buster Faulkner	15	327-503	3,826
2003	Barrett Wilkes	12	272-431	3,269
2004	Fabian Walker	14	299-417	3,062
2005	Barrett Wilkes	11	266-376	2,668
2006	Willie Copeland	10	250-372	2,663
2007	Willie Copeland	14	311-489	3,160
2008	Chris Hart	12	143-251	1,841
2009	Kellen Lewis	10	232-372	2,514
2010	Brett Whitmire	9	109-195	1,107
2011	Austen Roberts	8	98-182	1,034
2012	Cayden Cochran	13	218-338	2,710
2013	Cayden Cochran	8	139-245	1,538

RECEIVING LEADERS

Year	Player	G	Rec.	Yards
1982	Carl Armstrong	11	61	1,028
1983	Kelvin Sheppard	11	22	388
1984	Kevin Gray	11	23	455
1985	Darrien Teals	11	33	448
1986	Randy Fisher	11	46	753
1987	Randy Fisher	10	36	585
1988	Randy Fisher	10	52	864
1989	Randy Fisher	10	51	690
1990	Dexter Holiday	8	25	393
1991	Dexter Holiday	10	23	375
1992	Calvin Walker	10	71	867
1993	Calvin Walker	11	82	944
1994	Robert Williams	13	86	1,187
1995	Sean Pender	11	111	983
1996	Rodney Brown	13	61	1,148
1997	Mike Bowman	11	43	728
1998	Nikko Cooper	11	35	581
1999	Reggie Mosley	11	24	384
2000	Reggie Mosley	12	67	1,106
2001	Reggie Mosley	13	65	1,063
2002	Reggie Mosley	15	79	1,295
2003	Andre Zellner	12	42	558
2004	Tyran Robinson	14	67	672
2005	Sherard Reynolds	12	38	650
2006	Cedric Jones	10	66	911

2007	Cedric Jones	14	102	1,171
2008	Cedric Jones	11	57	551
2009	Cedric Jones	8	57	544
2010	Ronnye Nelson	11	33	295
2011	Griffin Roelle	10	35	395
2012	Gerald Ford	13	69	1,026
2013	Seantavius Jones	10	55	777

SCORING LEADERS

Year	Player	G	TDs	Points
1982	Carl Armstrong	11	8	48
	Brad Bauer	11	0	48
1983	Tracy Soles	9	9	54
1984	Keith Moore	11	0	59
1985	Keith Moore	11	0	59
1986	Randy Fisher	11	10	60
1987	Rodney Fulk	10	0	44
1988	Jack McTyre	10	0	58
1989	Jack McTyre	10	0	33
1990	Ramon Allen	10	13	78
1991	Don Kelly	10	0	59
1992	Dominique Ross	9	12	72
1993	Dominique Ross	11	13	78
1994	Robert Williams	13	21	126
	Stanley Flanders	13	21	126
1995	Rodney Brown	10	9	54
1996	Nikko Cooper	13	14	86
1997	Mike Bowman	11	11	66
1998	James Lightfoot	11	0	38
1999	Carlos Hope	11	7	42
2000	Aaron Jenkins	12	13	78
	C.J. Lofton	12	13	78
2001	Aaron Jenkins	13	21	126
2002	Will Rhody	15	0	105
2003	Will Rhody	12	0	82
2004	Will Rhody	14	0	121
2005	Michael Green	12	0	94
2006	Zachary Williams	10	0	66
2007	Zachary Williams	14	0	104
2008	Albert Dukes	12	8	50
2009	Kellen Lewis	10	9	54
2010	Daniel Andersen	11	0	60
2011	Daniel Andersen	10	0	67
2012	Daniel Andersen	12	0	87
2013	Seantavius Jones	10	13	78

TACKLE LEADERS

Year	Player	UT	AT	TT
1982	Cliff Fouty	20	135	155
1983	Lenny Parker	47	76	123
1984	Lenny Parker	62	63	125
1985	Jimmy Francis	63	62	125
1986	Jessie Tuggle	42	87	129
1987	Jimmy Brookins	69	36	105
1988	Jimmy Brookins	73	52	125
1989	Shaun Utley	44	35	79
1990	Freddie Richardson	45	36	81
1991	Chris Dupree	33	39	72
1992	Chris Dupree	40	41	81
1993	Erasmus Harvey	39	41	80
1994	Edward Mitchell	55	44	99
1995	Ryan Branch	67	53	120
1996	Jarmal Stevens	56	46	102
1997	Jesse Sutton	43	62	105
1998	Jesse Sutton	43	67	110
1999	Michael Williams	42	46	88

VALDOSTA STATE FOOTBALL

ANNUAL STATISTICAL LEADERS



2004	Sam Reynolds	14	5	1
2005	Bernard George	10	4	13
2006	Sherard Reynolds	10	3	81
	Maurice Leggett	10	3	3
2007	Sherard Reynolds	14	7	176
2008	Sherard Reynolds	12	4	132
2009	Carlos Anderson	10	3	3
2010	Stevie Harden	11	8	229
2011	Harrison Dreiling	10	3	59
	Ryan Smith	9	3	43
	Matt Pierce	10	3	127
2012	Lance Holder	13	4	44
2013	Dominique Wheeler	10	4	86

PUNT RETURN LEADERS

Year	Player	No.	Yards	Avg.
1982	Jimmy Francis	30	199	6.6
1983	Derrick Harris	24	155	6.5
1984	Derrick Harris	18	198	11.0
1985	Jimmy Francis	29	140	4.8
1986	Randy Fisher	23	205	8.9
1987	Randy Fisher	19	192	10.1
1988	Edward Jackson	10	100	10.0
1989	Edward Jackson	26	158	6.1
1990	Deon Searcy	15	124	8.3
1991	Antonio Hill	27	276	10.2
1992	Antonio Hill	18	110	6.1
1993	Stanley Flanders	18	200	11.1
1994	Stanley Flanders	13	158	12.2
1995	Gary Goff	8	31	3.9
1996	Gary Goff	20	64	3.2
1997	Eric Doggett	24	260	10.8
1998	Eric Doggett	28	359	12.8
1999	Eric Doggett	32	452	14.1
2000	Reggie Mosley	25	224	9.0
2001	Michael Greer	16	91	5.7
2002	Reggie Mosley	33	250	7.6
2003	Bama Adams	33	372	11.3
2004	Bama Adams	13	174	13.4
2005	Waymon Ford	11	60	5.5
2006	Sherard Reynolds	30	496	16.5
2007	Sherard Reynolds	24	320	13.3
2008	Roger King	18	195	10.8
2009	Chris Wellborn	23	154	6.7
2010	Ronnye Nelson	24	173	7.2
2011	Quin Roberson	17	219	12.9
2012	Quin Roberson	24	394	16.4
2013	Regginald Lewis	12	138	11.5

KICKOFF RETURN LEADERS

Year	Player	No.	Yards	Avg.
1982	Kelvin Sheppard	20	422	21.1
1983	Derrick Harris	21	610	29.0
1984	Derrick Harris	27	534	19.8
1985	Donnie Harrell	15	280	18.7
1986	Derwin Whatley	11	288	26.2
1987	Clifford Scott	16	435	27.2
1988	Donnie Harrell	11	258	23.5
1989	Eric Luke	15	307	20.5
1990	Eric Luke	10	201	20.1
1991	Calvin Walker	12	300	25.0
1992	Calvin Walker	8	182	22.8
1993	Calvin Walker	8	188	23.5
1994	Billy Poole	12	284	23.7
1995	Chris Jackson	12	235	19.6
1996	Vontrell Mitchell	17	436	25.7

1997	Wendell Olden	19	427	22.5
1998	Eric Doggett	12	280	23.3
1999	Reggie Mosley	11	303	27.6
2000	Reggie Mosley	29	522	18.0
2001	Reggie Mosley	22	522	23.7
2002	Reggie Mosley	20	433	21.6
2003	Tyran Robinson	14	361	25.8
2004	Vincent Brown	34	774	22.8
2005	Sherard Reynolds	16	391	24.4
2006	Tyler Aurandt	5	116	23.2
2007	Roger King	15	279	18.6
2008	Isaiah Jupiter	9	147	16.3
2009	Ronnye Nelson	14	318	22.7
2010	Ronnye Nelson	28	625	22.3
2011	Troy Braswell	22	442	20.1
2012	Matt Pierce	25	579	23.2
2013	Regginald Lewis	15	337	22.5

PUNTING LEADERS

Year	Player	G	Punts	Avg.
1982	Brad Bauer	11	60	37.1
1983	Terry Mallory	11	76	37.6
1984	Terry Mallory	11	66	37.6
1985	Terry Mallory	11	72	42.2
1986	Terry Mallory	11	58	40.6
1987	Kevin Maddox	9	44	35.6
1988	Mike McCullough	9	39	34.9
1989	Mike McCullough	10	60	36.1
1990	Brian Chestnutt	7	32	35.8
1991	Chad Mosley	5	27	40.6
1992	Chad Mosley	10	45	36.4
1993	David Ashby	9	30	39.4
1994	David Ashby	11	32	40.4
1995	Wayne DeVane	9	41	40.0
1996	Wayne DeVane	12	45	38.1
1997	Wayne DeVane	10	48	36.8
1998	Andy Gibbs	11	80	35.7
1999	Kenn Barnett	11	62	36.9
2000	Andy Gibbs	12	38	35.7
2001	Brent Palma	12	37	33.7
2002	Kenn Barnett	15	77	37.3
2003	Kenn Barnett	12	68	38.6
2004	Travis Tidwell	14	58	38.7
2005	Travis Tidwell	12	60	37.3
2006	Steven Wright	10	40	35.2
2007	Steven Wright	14	56	37.1
2008	Jack Fulford	12	53	40.8
2009	Jack Fulford	10	50	40.0
2010	Jack Fulford	11	62	41.5
2011	Jack Fulford	9	41	41.9
2012	Daniel Andersen	12	51	40.1
2013	Dominic DeMasi	10	47	39.9

2000	Mike Fowler	67	34	101
2001	Ced Dickerson	53	29	82
2002	Marlin Adams	52	43	95
2003	Jason Cost	36	50	86
2004	Spencer Fortson	45	36	81
2005	Tim Thompson	38	17	55
2006	William Montford	43	42	85
2007	William Montford	48	74	122
2008	Larry Dean	42	53	95
2009	Larry Dean	40	40	80
2010	Larry Dean	49	73	122
2011	Chris Pope	43	49	92
2012	Chris Pope	54	73	127
2013	Chris Pope	45	47	92

INTERCEPTION LEADERS

Year	Player	G	No.	Yards
1982	Timmy Massey	11	3	30
	Jimmy Francis	11	3	28
1983	Dallis Smith	11	5	91
1984	Jimmy Francis	11	4	31
1985	Jimmy Francis	11	5	109
1986	Dallis Smith	11	9	53
1987	Calvin Orr	10	4	71
1988	Deon Searcy	10	5	11
1989	Deon Searcy	10	4	29
1990	Derrick McCant	10	2	35
1991	Chris Dupree	10	5	45
1992	Antonio Hill	10	2	72
	Walt Foy	10	2	28
1993	Tony Hill	11	3	36
1994	Tony Hill	11	2	33
	Marcus Johnson	11	2	18
1995	Cornelius Seymour	11	2	97
	Albert Fanoga	8	2	13
1996	Austin Harmon	13	4	3
1997	Jerome Mills	10	5	59
1998	Terrell Battle	8	3	37
	Vaughn Clark	11	3	0
1999	Tabious Carter	10	2	56
	Shamonta Dean	9	2	48
	Demeakey Williams	10	2	0
2000	Ced Dickerson	12	4	77
2001	Wesley Brown	13	4	35
2002	Chris Fowler	14	7	35
2003	Elliot Burkes	12	2	35

TEAM RECORDS - SINGLE GAME

Rushing Attempts

No.	Att.	Opponent	Date
1.	75	Arkansas Tech	Sept. 25, 1999
2.	63	West Alabama	Oct. 6, 1990
3.	57	UT-Martin	Sept. 15, 1990
4.	53	Harding	Sept. 18, 2004
	53	Texas A&M-Kingsville	Nov. 16, 2013
6.	52	Lees-McRae	Oct. 26, 1991
	52	Catawba	Nov. 24, 2007
8.	51	Mississippi College	Oct. 27, 1990
	51	Henderson State	Oct. 10, 2009
10.	50	two times	

Rushing Yards

No.	Yds	Opponent	Date
1.	391	Arkansas Tech	Sept. 25, 1999
2.	352	Edward Waters	Sept. 29, 2012
3.	319	West Alabama	Oct. 6, 1990
4.	315	North Alabama	Oct. 27, 2001
5.	301	Ouchita Baptist	Sept. 29, 2007
6.	297	West Georgia	Oct. 6, 2012
7.	292	Angelo State	Sept. 15, 2012
8.	286	West Georgia	Oct. 29, 2011
9.	285	Catawba	Nov. 24, 2007
10.	283	two times	

Rushing Touchdowns

No.	Tds	Opponent	Date
1.	7	Edward Waters	Nov. 7, 2009
	7	Edward Waters	Sept. 29, 2012
3.	6	Lees-McRae	Oct. 26, 1991
	6	West Alabama	Nov. 24, 2012
5.	5	Ouachita Baptist	Sept. 20, 2005
6.	4	11 times	

Pass Attempts

No.	Att.	Opponent	Date
1.	70	West Georgia	Nov. 11, 1995
2.	68	St. Ambrose	Oct. 14, 1995
3.	62	Delta State	Oct. 7, 2000
	62	West Georgia	Oct. 16, 1993
5.	61	North Alabama	Oct. 28, 1995
6.	56	Mississippi College	Oct. 23, 1993
	56	Delta State	Oct. 1, 2009
8.	55	Fort Valley State	Nov. 17, 2001
	55	Clark-Atlanta	Sept. 24, 1994
	55	Fort Valley State	Sept. 17, 1994



Pass Completions

No.	Comp.	Opponent	Date
1.	48	St. Ambrose	Oct. 14, 1995
2.	45	Mississippi College	Oct. 23, 1993
	45	West Georgia	Oct. 16, 1993
4.	43	Delta State	Oct. 7, 2000
5.	42	West Georgia	Nov. 11, 1995
6.	41	West Georgia	Oct. 15, 1994
7.	40	West Alabama	Oct. 19, 1996
	40	Mississippi College	Nov. 4, 1995
	40	Tarleton State	Oct. 9, 1993
10.	37	West Alabama	Oct. 21, 2006

Passing Yards

No.	Yds	Opponent	Date
1.	508	St. Ambrose	Oct. 14, 1995
2.	488	Ouachita Baptist	Sept. 11, 2004
3.	480	Mississippi College	Oct. 23, 1993
4.	477	Delta State	Oct. 7, 2000
5.	474	Southern Arkansas	Sept. 28, 2002
6.	463	West Alabama	Oct. 7, 1995
7.	462	Ouachita Baptist	Oct. 8, 2011
8.	457	Delta State	Oct. 29, 1994
9.	455	North Alabama	Oct. 28, 2000
	455	Arkansas-Monticello	Oct. 12, 1996

Passing Touchdowns

No.	Tds	Opponent	Date
1.	7*	West Alabama	Oct. 20, 2001
	7*	Ouachita Baptist	Nov. 4, 2000
	7*	Delta State	Oct. 29, 1994
	7*	Clark-Atlanta	Sept. 24, 1994
	7*	Tarleton State	Oct. 9, 1993
6.	6	seven times	

Total Offensive Plays

No.	Yds	Opponent	Date
1.	97	Arkansas Tech	Sept. 25, 1999
2.	95	Texas A&M-Kingsville	Nov. 16, 2013
3.	91	West Georgia	Oct. 20, 1984
4.	90	Arkansas Tech	Sept. 22, 2007
	90	North Alabama	Oct. 28, 1995
6.	89	St. Ambrose	Oct. 14, 1995
7.	88	West Georgia	Oct. 15, 1994
	88	Delta State	Nov. 16, 1985
9.	87	four times	

Total Offensive Yards

No.	Yds	Opponent	Date
1.	659	North Alabama	Oct. 27, 2001
2.	648	North Alabama	Oct. 28, 2000
3.	633	Southern Arkansas	Oct. 14, 1995
4.	631	West Alabama	Oct. 19, 1996
5.	624	Delta State	Oct. 20, 2012
6.	599	Fort Valley State	Sept. 17, 1994
7.	597	Ouachita Baptist	Oct. 8, 2011
8.	591	New Haven	Oct. 8, 1994
9.	590	Central Arkansas	Nov. 9, 1996
10.	587	Central Arkansas	Sept. 22, 2001

First Downs

No.	FD	Opponent	Date
1.	39	West Alabama	Oct. 19, 1996
2.	34	North Alabama	Oct. 28, 2000
3.	33	Fort Valley State	Sept. 17, 1994
4.	32	Henderson State	Sept. 29, 2001
	32	Arkansas-Monticello	Oct. 12, 1996
	32	New Haven	Oct. 8, 1994
7.	31	Central Arkansas	Sept. 22, 2001
	31	Southern Arkansas	Sept. 15, 2001
	31	Arkansas Tech	Sept. 25, 1999
	31	St. Ambrose	Oct. 14, 1995

Points Scored

No.	Pts	Opponent	Date
1.	70	Delta State (W, 70-12)	Oct. 6, 2001
	70	Edward Waters (W, 70-6)	Nov. 7, 2009
3.	69	Fort Valley State (W 69-0)	Sept. 8, 2007
4.	68	Tarleton State (W 68-10)	Oct. 9, 1993
5.	65	Mount Senario (W 65-0)	Sept. 2, 1993
6.	63	Ark.-Monticello (W 63-28)	Nov. 3, 2007
	63	Central Arkansas (W 63-30)	Nov. 9, 1996
	63	West Alabama (W 63-0)	Oct. 1, 1994
	63	Clark Atlanta (W 63-6)	Sept. 24, 1994
10.	62	Fort Valley State (W 62-14)	Sept. 8, 2012

Kickoff Return Yards

No.	Yds	Opponent	Date
1.	223	Carson-Newman	Nov. 22, 2003
2.	217	West Alabama	Oct. 10, 2013
3.	211	North Alabama	Oct. 26, 2013
4.	199	Delta State	Oct. 2, 2004
5.	192	Central Arkansas	Sept. 22, 2001
6.	180	North Alabama	Nov. 11, 2011
7.	169	West Alabama	Sept. 22, 2012
8.	166	Carson-Newman	Sept. 6, 1997
9.	154	UNC-Pembroke	Nov. 7, 2013
10.	153	Truman	Nov. 7, 1996

Punt Return Yards

No.	Yds	Opponent	Date
1.	202	Arkansas Tech	Sept. 23, 2006
2.	183	North Alabama	Dec. 1, 2007
3.	175	Southern Arkansas	Oct. 7, 2006
4.	138	Delta State	Oct. 6, 2001
5.	129	Fort Valley State	Sept. 8, 2012
6.	117	West Georgia	Nov. 15, 2003
7.	119	Arkansas Tech	Oct. 26, 1998
	119	West Georgia	Nov. 10, 2001
9.	111	West Georgia	Oct. 30, 2008
10.	109	Arkansas-Monticello	Nov. 4, 2006

VALDOSTA STATE FOOTBALL

TEAM RECORDS - SINGLE GAME

Punts			
No.	Punts	Opponent	Date
1.	11	Albany State	Aug. 25, 2001
	11	Delta State	Sept. 19, 1998
	11	West Georgia	Sept. 14, 1998
	11	Fort Valley State	Sept. 5, 1998
	11	Central Florida	Sept. 9, 1989
6.	10	Albany State	Sept. 4, 2004
	10	Southern Arkansas	Sept. 25, 2010
	10	UNC-Pembroke	Nov. 7, 2013
9.	9	Wingate	Sept. 4, 2010
10.	8	nine times	

Punt Yards			
No.	Yds	Opponent	Date
1.	451	Delta State	Sept. 19, 1998
2.	448	Southern Arkansas	Sept. 25, 2010
3.	436	UNC-Pembroke	Nov. 7, 2013
4.	391	Wingate	Sept. 4, 2010
5.	379	West Georgia	Nov. 14, 1998
6.	376	Fort Valley State	Sept. 5, 1998
7.	367	North Alabama	Oct. 22, 2009
8.	359	Arkansas Tech	Oct. 30, 2010
9.	348	Wingate	Sept. 3, 2011
10.	323	Arkansas Tech	Sept. 23, 1995

Punt Average (min. four punts)			
No.	Avg	Opponent	Date
1.	49.8	West Alabama	Oct. 19, 1985
2.	49.5	North Alabama	Nov. 22, 1986
3.	47.7	Jacksonville State	Oct. 6, 1985
4.	47.1	Harding	Oct. 18, 2008
5.	46.8	Delta State	Oct. 7, 2000
	46.8	Fort Valley State	Sept. 4, 1999
	46.8	West Alabama	Sept. 22, 2012
8.	46.0	West Georgia	Oct. 6, 2012
9.	45.9	North Alabama	Oct. 22, 2009
10.	45.6	North Alabama	Nov. 1, 2003

Fewest First Downs Allowed			
No.	FD	Opponent	Date
1.	3	Fort Valley State	Sept. 7, 2002
2.	4	Mount Senario	Sept. 2, 1993
3.	5	Henderson State	Sept. 11, 1999
	5	West Alabama	Oct. 10, 1998
5.	6	West Alabama	Oct. 18, 1997
	6	North Alabama	Oct. 14, 2010
7.	7	five times	

Fewest Rushing Yards Allowed			
No.	Yds	Opponent	Date
1.	-29	Central Florida	Oct. 22, 1988
2.	-15	Clark Atlanta	Sept. 24, 1994
3.	-14	UT-Martin	Sept. 16, 1989
	-14	Southern Arkansas	Sept. 12, 2009
5.	-13	Mount Senario	Sept. 2, 1993
6.	-12	Fort Valley State	Sept. 13, 1986
7.	-10	West Alabama	Oct. 12, 1991
8.	-6	New Haven	Oct. 8, 1994
9.	4	Delta State	Sept. 21, 2002
10.	7	North Alabama	Oct. 4, 1997

Fewest Passing Yards Allowed			
No.	Yds	Opponent	Date
1.	0	Henderson State	Oct. 9, 2004
2.	3	West Alabama	Oct. 21, 2000
3.	6	Troy State	Oct. 3, 1992
4.	7	Jacksonville State	Sept. 23, 1989
5.	12	North Alabama	Nov. 26, 1994
6.	14	West Alabama	Oct. 9, 1999
7.	17	Fort Valley State	Sept. 7, 2002
8.	17	Troy State	Oct. 1, 1988
9.	20	North Alabama	Oct. 29, 1983
10.	21	two times	

Fewest Total Yards Allowed			
No.	Yds	Opponent	Date
1.	22	Mount Senario	Sept. 2, 1993
2.	41	Southern Arkansas	Sept. 12, 2009
3.	53	Clark Atlanta	Sept. 8, 1984
4.	64	Fort Valley State	Sept. 7, 2002
5.	75	Southern Arkansas	Oct. 14, 1995
6.	78	Henderson State	Sept. 11, 1999
7.	80	Arkansas Tech	Nov. 8, 2003
8.	83	North Alabama	Oct. 4, 1997
9.	94	Kentucky State	Sept. 21, 1985
10.	101	North Alabama	Oct. 14, 2010

Interceptions			
No.	Int.	Opponent	Date
1.	6	Arkansas-Monticello	Oct. 31, 1998
	6	UT-Martin	Sept. 27, 1986
3.	5	Delta State	Nov. 7, 1992
	5	West Alabama	Oct. 6, 1990
	5	Newberry	Sept. 11, 2010
	5	Fort Valley State	Sept. 8, 2012
7.	4	seven times	

Interception Return Yards			
No.	Yds	Opponent	Date
1.	166*	Southern Arkansas	Oct. 6, 2007
2.	159	West Alabama	Oct. 15, 2011
3.	126	Fort Valley State	Sept. 8, 2007
4.	117	West Alabama	Oct. 6, 1990
5.	99	Delta State	Nov. 2, 2013
6.	97	West Georgia	Nov. 9, 2006
7.	94	Fort Valley State	Aug. 23, 2008
8.	89	Henderson State	Sept. 30, 2000
9.	79	Arkansas-Monticello	Nov. 4, 2006
10.	76	two times	

Tackles for Loss			
No.	TFL	Opponent	Date
1.	14	Arkansas Tech	Oct. 30, 2010
2.	13	West Georgia	Nov. 8, 2007
3.	12	Arkansas Tech	Sept. 21, 1996
	12	Henderson State	Oct. 11, 2008
	12	North Alabama	Oct. 28, 2006
	12	Fort Valley State	Sept. 7, 2013
7.	11	Arkansas Tech	Sept. 23, 2006
	11	Shorter	Sept. 21, 2013
9.	10	six times	

Sacks			
No.	Sack	Opponent	Date
1.	8	Fort Valley State	Sept. 21, 1991
	8	Delta State	Nov. 7, 1992
3.	7	Fort Valley State	Sept. 4, 1999
	7	Arkansas Tech	Sept. 26, 1998
	7	Arkansas Tech	Sept. 20, 1997
	7	Fort Valley State	Sept. 13, 1997
	7	Knoxville	Sept. 3, 1994
8.	6	six times	

Average Yards Per Rush		
Avg.	Opponent	Date
13.4*	West Alabama	Oct. 1, 1994

Pass Completion Percentage		
Pct.	Opponent	Date
88.6	New Haven (39-of-44)	Oct. 8, 1994

Completions Without and Interception		
Comp.	Opponent	Date
56	Mississippi College	Oct. 23, 1993

Interceptions Thrown		
Int.	Opponent	Date
7*	Fort Valley State	Sept. 14, 1985

Touchdowns		
TD	Opponent	Date
10	three times	

Field Goals Made		
FG	Opponent	Date
5	Central Arkansas	Sept. 25, 2004

Field Goals Attempted		
Att.	Opponent	Date
5	Central Arkansas	Sept. 25, 2004

Point After Attempts Made		
PAT	Opponent	Date
10	two times	

Point After Attempts		
Att.	Opponent	Date
10	two times	

Fumble Recoveries		
FR	Opponent	Date
5	Southern Arkansas	Oct. 26, 1996

Most Penalties		
Pen.	Opponent	Date
19	Arkansas-Monticello	Oct. 11, 1997

Most Penalty Yards		
Yds	Opponent	Date
177	Arkansas-Monticello	Oct. 1, 2011

Fewest Penalties		
Pen	Opponent	Date
1	two times	

Fewest Penalty Yards		
Yds	Opponent	Date
5	two times	

TEAM RECORDS - SINGLE SEASON

Rushing Yards Per Game

No.	Year	Att.	Net Yds	YPC	YPG
1.	2012	571	3065	5.4	218.9
2.	2004	516	2706	5.2	193.3
3.	1987	472	1823	3.9	182.3
4.	2011	343	1812	5.3	181.2
5.	2013	298	1791	5.0	179.1
6.	1985	545	1968	3.6	178.9
7.	1986	520	1958	3.8	178.0
8.	2001	390	2278	5.8	175.2
9.	1991	452	1726	3.8	172.6
10.	1990	457	1711	3.7	171.1

Rushing Touchdowns

No.	Year	Att.	Net Yds	YPC	TD
1.	2012	571	3065	5.4	40
2.	2004	516	2706	5.2	32
3.	2007	479	2360	4.9	29
4.	1996	371	2022	5.5	28
5.	2001	390	2278	5.8	24
	2013	298	1791	5.0	24
7.	2009	339	1320	3.9	23
8.	2002	548	1816	3.3	20
9.	1993	272	1388	5.1	19
10.	Two seasons				17

Passing Yards Per Game

No.	Year	Att.	Cmp.	Yds	YPG
1.	2000	522	372	4361	363.4
2.	1993	513	363	3871	351.9
3.	1995	570	373	3842	349.3
4.	1994	594	409	4389	337.6
5.	2001	478	337	4356	335.1
6.	1996	544	346	4275	328.8
7.	2009	420	258	2864	286.4
8.	2003	483	293	3433	286.1
9.	2006	391	261	2830	283.0
10.	2002	547	355	4162	277.5

Most Completions

No.	Year	Att.	Cmp.	TD	Yds
1.	1994*	594	409	55	4389
2.	1995	570	373	27	3842
3.	2000	522	372	56	4361
4.	1993	513	363	40	3871
5.	2002	547	355	42	4162
6.	1996	544	346	38	4275
7.	2001	478	337	56	4356
8.	2007	524	334	30	3431
9.	2005	489	317	22	3307
10.	2004	420	302	23	3119

Most Passing Touchdowns

No.	Year	Att.	Cmp.	TD	Yds
1.	2001*	478	337	56	4356
	2000*	522	372	56	4361
3.	1994	594	409	55	4389
4.	2002	547	355	42	4162
5.	1993	513	363	40	3871
6.	1996	544	346	38	4275
7.	2012	422	264	36	3506
8.	2007	524	334	30	3431
9.	2006	391	261	29	2830
10.	2008	427	256	28	2950

Total Offensive Plays

No.	Year	Plays	Rush	Pass	Yds
1.	2002	1095	1816	4162	5978
2.	2007	1003	2360	3431	5791
3.	2012	993	3065	3506	6571
4.	1994	964	1606	4389	5995
5.	2004	936	2706	3119	5825
6.	1996	915	2022	4275	6297
7.	2001	868	2278	4356	6634

8.	2000	861	1444	4361	5805
9.	2003	853	1296	3433	4729
10.	2005	850	1257	3307	4564

Total Offensive Yards Per Game

No.	Year	Rush	Pass	Yds	YPG
1.	2001	2278	4356	6634	510.3
2.	1996	2022	4275	6297	484.4
3.	2000	1444	4361	5805	483.8
4.	1993	1388	3871	5259	478.1
5.	2012	3065	3506	6571	469.4
6.	1994	1606	4389	5995	461.2
7.	2013	1791	2505	4296	429.6
8.	1995	833	3842	4675	425.0
9.	2009	1320	2864	4184	418.4
10.	2004	2706	3119	5825	416.1

Points Per Game

No.	Year	TD	PAT	FG	Pts.	PPG
1.	2001*	86	81	5	617	47.5
2.	2000	73	59	5	513	42.8
3.	2012	80	72	8	582	41.6
4.	1993	65	56	6	449	40.8
5.	1994	73	68	6	527	40.5
6.	1996	70	51	8	504	38.8
7.	2007	71	65	13	540	38.6
8.	2013	49	45	4	357	35.7
9.	2006	47	43	8	349	34.9
	2004	59	58	22	489	34.9

Kickoff Return Average

No.	Year	No.	Yds	Avg.
1.	1996	44	1117	25.4
2.	1987	30	744	24.8
3.	1983	34	802	23.6
4.	1986	30	676	22.5
5.	2003	35	785	22.4
6.	1997	32	705	22.0
7.	1994	28	608	21.7
8.	2001	35	755	21.6
	2013	52	1122	21.6
10.	1999	26	551	21.2

Punt Return Average

No.	Year	No.	Yds	Avg.
1.	2006	39	674	17.3
2.	2012	25	394	15.8
3.	2007	42	588	14.0
4.	1999	37	498	13.5
5.	2011	17	219	12.9
6.	2003	36	424	11.8
7.	1994	15	175	11.7
8.	2008	33	372	11.3
9.	2004	22	243	11.0
10.	1997	24	260	10.8

First Downs

No.	Year	Rushing	Passing	Total
1.	2001	125	180	328
2.	2007	129	153	313
3.	2000	93	191	308
4.	2002	108	151	307
5.	2012	156	136	303
6.	1994	88	190	301
7.	1996	107	162	300
8.	2004	156	118	284
9.	2003	81	150	263
10.	1993	79	163	251

Fewest Points Per Game Allowed

No.	Year	Pts	Avg.
1.	1994	162	12.5
2.	2001	188	14.5
3.	1985	163	14.8

4.	2006	157	15.7
5.	1986	174	15.8
6.	1984	181	16.5
7.	1991	167	16.7
8.	2010	189	17.2
9.	2007	247	17.6
10.	1987	178	17.8

Fewest Rushing Yards Allowed Per Game

No.	Year	Att.	Net Yds	YPC	YPG
1.	2002*	458	832	1.8	55.5
2.	2010	388	1011	2.6	91.9
3.	2001	544	1397	2.6	107.5
4.	2008	348	1299	3.1	108.2
5.	1986	429	1228	2.9	111.6
6.	2006	386	1125	2.9	112.5
7.	2009	349	1129	3.2	112.9
8.	1994	505	1559	3.1	119.9
9.	2007	529	1693	3.2	120.9
10.	1997	473	1403	3.0	127.5

Fewest Passing Yards Allowed Per Game

No.	Year	Att.	Cmp.	Yds	YPG
1.	1998	216	80	1100	100.0
2.	1984	234	94	1281	116.5
3.	1983	237	104	1319	119.9
4.	1989	208	96	1255	125.5
5.	1990	197	101	1280	128.0
6.	1992	248	103	1330	133.0
7.	1985	269	106	1471	133.7
8.	1999	234	107	1484	134.9
9.	1995	243	116	1524	138.5
10.	1988	242	112	1450	145.0

Fewest Total Yards Allowed Per Game

No.	Year	Rush	Pass	Yds	YPG
1.	1994	1559	1924	3483	267.9
2.	1998	1852	1100	2952	268.4
3.	2006	1125	1577	2702	270.2
4.	2002	832	3227	4059	270.6
5.	2001	1397	2130	3527	271.3
6.	1993	1423	1613	3036	276.0
7.	1990	1527	1280	2807	280.7
8.	1989	1644	1255	2899	289.9
9.	1997	1403	1798	3201	291.0
10.	2010	1011	2200	3211	291.9

Interceptions

No.	Year	Ints.	Yds	TD
1.	1986*	32	277	0
2.	2007	27	497	3
3.	2002	26	197	0
4.	2004	22	258	1
	2012	22	159	3
6.	2005	20	227	2
	2010	20	363	5
8.	2001	18	219	2
9.	1987	17	311	0
	1984	17	188	1

Sacks

No.	Year	Sacks
1.	2002	58
2.	2003	42
	1994	42
4.	1996	41
5.	1997	39
6.	2007	38
7.	1991	37
	1990	37
9.	1998	36
	2001	36
	2012	36

*Gulf South Conference record

VALDOSTA STATE FOOTBALL

INDIVIDUAL SINGLE GAME RECORDS

Rushing Attempts

No.	Player	Attempts	Opponent	Date
1.	Ramon Allen	35	Tennessee-Martin	Sept. 15, 1990
2.	Vontrell Mitchell	33	West Alabama	Oct. 18, 1997
	Cedric O'Neal	33	Delta State	Oct. 20, 2012
4.	Ramon Allen	32	Jacksonville State	Sept. 22, 1990
5.	Dominique Ross	31	Central Florida	Sept. 10, 1994
	Dominique Ross	31	West Georgia	Oct. 15, 1994
7.	Henry Chubb	30	West Alabama	Nov. 12, 1983
	Dominique Ross	30	West Alabama	Oct. 10, 1992
	Dominique Ross	30	Fort Valley State	Sept. 18, 1993
	Cedric O'Neal	30	Texas A&M-Kingsville	Nov. 16, 2013
10.	Two with	28		

Rushing Yards

No.	Player	Yards	Opponent	Date
1.	Vontrell Mitchell	263	Central Arkansas	Nov. 9, 1996
2.	Dominique Ross	248	West Alabama	Oct. 1, 1994
3.	Dominique Ross	218	Fort Valley State	Sept. 18, 1993
4.	Aaron Jenkins	204	Central Arkansas	Oct. 19, 2002
5.	Ramon Allen	199	Tennessee-Martin	Sept. 15, 1990
6.	Cedric O'Neal	194	Carson-Newman	Dec. 1, 2012
7.	Ramon Allen	192	Jacksonville State	Sept. 22, 1990
8.	Aaron Jenkins	191	Ouachita Baptist	Nov. 3, 2001
9.	Troy Braswell	188	West Georgia	Oct. 29, 2011
10.	Michael Terry	181	Ouachita Baptist	Sept. 29, 2007

Yards Per Carry (min. 10 carries)

No.	Player	Yards	Att.	YPC	Opponent	Date
1.	Dominique Ross	248	11	22.5	West Alabama	Oct. 1, 1994
2.	Aaron Jenkins	191	12	15.9	Ouachita Baptist	Nov. 3, 2001
3.	Aaron Jenkins	170	12	14.2	Arkansas-Monticello	Oct. 12, 2002
4.	Travis Francis	140	10	14.0	Fort Valley State	Sept. 4, 1999
5.	Cedric O'Neal	131	10	13.1	Fort Valley State	Sept. 8, 2012
6.	Cedric O'Neal	194	15	12.9	Carson-Newman	Dec. 1, 2012
7.	Dominique Ross	141	11	12.8	Clark Atlanta	Sept. 24, 1994
8.	Tyran Robinson	151	12	12.6	North Alabama	Oct. 27, 2001
9.	Troy Braswell	188	16	11.8	West Georgia	Oct. 29, 2011
10.	Henry Chubb	124	11	11.3	Kentucky State	Nov. 5, 1983
	Tyran Robinson	136	12	11.3	West Georgia	Nov. 6, 2004

Passing Attempts

No.	Player	Attempts	Opponent	Date
1.	Lance Funderburk	70*	West Georgia	Nov. 11, 1995
2.	Dusty Bonner	62	Delta State	Oct. 7, 2000
3.	Chris Hatcher	61	West Georgia	Oct. 16, 1993
	Lance Funderburke	61	North Alabama	Oct. 28, 1995
5.	Lance Funderburke	57	North Dakota State	Sept. 9, 1995
6.	Chris Hatcher	56	Mississippi College	Oct. 23, 1993
	Kellen Lewis	56	Delta State	Oct. 1, 2009
8.	Dusty Bonner	55	Fort Valley State	Nov. 17, 2001
9.	Barrett Wilkes	54	Harding	Sept. 17, 2005
10.	Two tied with	53		

Pass Completions

No.	Player	Completions	Opponent	Date
1.	Chris Hatcher	45	West Georgia	Oct. 16, 1993
	Chris Hatcher	45	Mississippi College	Oct. 23, 1993
3.	Dusty Bonner	43	Delta State	Oct. 7, 2000
4.	Lance Funderburke	42	West Georgia	Nov. 11, 1995
5.	Chris Hatcher	41	West Georgia	Oct. 15, 1994
6.	Chris Hatcher	39	New Haven	Oct. 8, 1994
	Lance Funderburke	39	North Alabama	Oct. 28, 1995
8.	Lance Funderburke	38	St. Ambrose	Oct. 14, 1995
9.	Lance Funderburke	37	West Alabama	Oct. 19, 1996
	Willie Copeland	37	West Alabama	Oct. 21, 2006

Passing Yards

No.	Player	Yards	Opponent	Date
1.	Dusty Bonner	497	Fort Valley State	Nov. 17, 2001
2.	Chris Hatcher	480	Mississippi College	Oct. 23, 1993
3.	Dusty Bonner	477	Delta State	Oct. 7, 2000
4.	Lance Funderburke	463	West Alabama	Oct. 7, 1995
5.	Barrett Wilkes	456	West Alabama	Oct. 25, 2003
6.	Lance Funderburke	447	Arkansas-Monticello	Oct. 12, 1996
7.	Chris Hatcher	430	West Georgia	Oct. 15, 1994
8.	Lance Funderburke	428	St. Ambrose	Oct. 14, 1995
9.	Chris Hatcher	424	West Georgia	Oct. 16, 1993
	Cayden Cochran	424	Ouachita Baptist	Oct. 8, 2011

Completion Percentage (min. 15 completions)

No.	Player	Comp.	Att.	Per.	Opponent	Date
1.	Lance Funderburke	15	16	.938*	Tarleton State	Oct. 9, 1993
2.	Fabian Walker	31	34	.912	Henderson State	Oct. 9, 2004
3.	Chris Hatcher	39	44	.886	New Haven	Oct. 8, 1994
4.	Cayden Cochran	20	23	.870	Shorter	Oct. 25, 2012
5.	Dusty Bonner	26	30	.867	Henderson State	Sept. 29, 2001
6.	Fabian Walker	24	28	.857	West Chester	Dec. 4, 2004
7.	Dusty Bonner	29	34	.853	West Alabama	Oct. 21, 2000
8.	Chris Hatcher	34	40	.850	Henderson State	Nov. 12, 1994
9.	Fabian Walker	25	30	.833	West Georgia	Nov. 6, 2004
10.	Chris Hatcher	29	35	.829	Delta State	Oct. 29, 1994

Receptions

No.	Player	Receptions	Opponent	Date
1.	Sean Pender	20	Mississippi College	Nov. 4, 1995
2.	Sean Pender	17	West Georgia	Nov. 11, 1995
3.	Calvin Walker	16	Mississippi College	Oct. 31, 1992
	Calvin Walker	16	Delta State	Nov. 7, 1992
	Sean Pender	16	North Dakota State	Sept. 9, 1995
6.	Steve Greer	14	Henderson State	Nov. 12, 1994
	C.J. Lofton	14	North Alabama	Oct. 28, 2000
	Cedric Jones	14	Arkansas Tech	Sept. 22, 2007
	Cedric Jones	14	Delta State	Oct. 1, 2009
10.	Two tied with	13		

Receiving Yards

No.	Player	Yards	Opponent	Date
1.	Reggie Mosley	232	West Georgia	Nov. 11, 2000
2.	Calvin Walker	230	Delta State	Nov. 7, 1992
3.	Seantavius Jones	210	Delta State	Oct. 20, 2012
4.	Seantavius Jones	204	Ouachita Baptist	Oct. 8, 2011
5.	Randy Fischer	200	Jacksonville State	Sept. 24, 1988
6.	Sherard Reynolds	194	Southern Arkansas	Oct. 29, 2005
7.	Darrien Teals	191	Central Florida	Oct. 22, 1988
8.	Nikko Cooper	188	Central Arkansas	Nov. 9, 1996
9.	Seantavius Jones	187	West Georgia	Oct. 19, 2013
10.	Carl Armstrong	186	Georgia Southern	Sept. 25, 1982

Total Offensive Plays

No.	Player	Plays	Opponent	Date
1.	Lance Funderburk	74	West Georgia	Nov. 11, 1995
2.	Kellen Lewis	69	Harding	Oct. 17, 2009
3.	Dusty Bonner	66	Delta State	Oct. 7, 2000
4.	Kellen Lewis	65	Delta State	Oct. 1, 2009
5.	Chris Hatcher	61	West Georgia	Oct. 16, 1993
	Chris Hart	61	Delta State	Oct. 2, 2008
	Kellen Lewis	61	Ouachita Baptist	Sept. 19, 2009
	Lewis Kuffuor	61	Delta State	Oct. 1, 2005
	Kaleb Nobles	61	Delta State	Nov. 2, 2013
10.	Lance Funderburke	60	North Dakota State	Sept. 9, 1995

INDIVIDUAL SINGLE GAME RECORDS

Total Offensive Yards

No.	Player	Rush	Pass	Total	Opponent	Date
1.	Dusty Bonner	-2	497	495	Fort Valley State	Nov. 17, 2001
2.	Lance Funderburke	0	463	463	West Alabama	Oct. 7, 1995
3.	Chris Hatcher	-22	480	458	Mississippi College	Oct. 23, 1993
4.	Dusty Bonner	-24	477	453	Delta State	Oct. 7, 2000
5.	Cayden Cochran	22	424	446	Ouachita Baptist	Oct. 8, 2011
6.	Cayden Cochran	30	412	442	Delta State	Oct. 20, 2012
7.	Barrett Wilkes	-16	456	440	West Alabama	Oct. 25, 2003
8.	Lance Funderburke	9	428	437	St. Ambrose	Oct. 14, 1995
9.	Kellen Lewis	113	316	429	Delta State	Oct. 1, 2009
10.	Lance Funderburke	-20	447	427	Arkansas-Monticello	Oct. 12, 1996

Points Scored

No.	Player	Points	Opponent	Date
1.	Seantavius Jones	36	Delta State	Nov. 2, 2013
2.	Aaron Jenkins	30	Ouachita Baptist	Nov. 3, 2001
3.	Darrien Teals	24	Central Florida	Oct. 22, 1988
	Ramon Allen	24	Tennessee-Martin	Sept. 15, 1990
	Stanley Flanders	24	Fort Valley State	Sept. 17, 1994
	Stanley Flanders	24	Delta State	Oct. 29, 1994
	Rodney Brown	24	Truman	Sept. 7, 1996
	Seantavius Jones	24	Delta State	Oct. 20, 2012
9.	Mike Davis	20	Arkansas Tech	Sept. 23, 1995
10.	42 tied with	18		

Point After Attempts

No.	Player	PAT Att.	Opponent	Date
1.	Reid Bethea	10	Delta State	Oct. 6, 2001
	Daniel Andersen	10	Edward Waters	Nov. 7, 2009
3.	Vernon Loree	9	Clark Atlanta	Sept. 24, 1994
	Vernon Loree	9	West Alabama	Oct. 1, 1994
	Todd Douthit	9	Central Arkansas	Nov. 9, 1996
	Zac Williams	9	Arkansas-Monticello	Nov. 3, 2007
	Zac Williams	9	Fort Valley State	Sept. 8, 2007
8.	Nine tied with	8		

Point After Attempts Made

No.	Player	PAT Made	Opponent	Date
1.	Reid Bethea	10	Delta State	Oct. 6, 2001
2.	Daniel Andersen	10	Edward Waters	Nov. 7, 2009
3.	Vernon Loree	9	Clark Atlanta	Sept. 24, 1994
	Vernon Loree	9	West Alabama	Oct. 1, 1994
	Todd Douthit	9	Central Arkansas	Nov. 9, 1996
	Zac Williams	9	Fort Valley State	Sept. 8, 2007
	Zac Williams	9	Arkansas-Monticello	Nov. 3, 2007
	Daniel Andersen	9	Fort Valley State	Sept. 8, 2012
8.	Eight tied with	8		

Total Tackles

No.	Player	Tackles	Opponent	Date
1.	Ryan Branch	24	Texas-El Paso	Sept. 16, 1995
2.	Jimmy Francis	21	Mississippi College	Nov. 9, 1985
	Chris Pope	21	Carson-Newman	Dec. 1, 2012
4.	Cliff Fouty	20	Georgia Southern	Nov. 20, 1982
	Mikeal Lovejoy	20	Delta State	Nov. 5, 1988
	Jesse Sutton	20	Central Arkansas	Oct. 24, 1998
	Chris Pope	20	Delta State	Nov. 2, 2013
8.	Four tied with	19		

Solo Tackles

No.	Player	Tackles	Opponent	Date
1.	Jimmy Brookins	17	Mississippi College	Oct. 29, 1988
2.	Chris Pope	14	Delta State	Nov. 2, 2013
3.	Mikeal Lovejoy	13	Delta State	Nov. 5, 1988
4.	Erasmus Harvey	12	Fort Valley State	Sept. 19, 1992
5.	Jimmy Brookins	11	Delta State	Nov. 5, 1988
	Antonio Speed	11	Central Arkansas	Oct. 23, 1999
	Everett Kitchens	11	Catawba	Nov. 24, 2007
	Chris Pope	11	Carson-Newman	Dec. 1, 2012
9.	12 tied with	10		

Assisted Tackles

No.	Player	Tackles	Opponent	Date
1.	Harvey Carter	18	Georgia Southern	Nov. 20, 1982
2.	Cliff Fouty	15	West Alabama	Nov. 13, 1982
	Cliff Fouty	15	Georgia Southern	Nov. 20, 1982
	Cliff Fouty	15	Mississippi College	Sept. 10, 1983
	Lenny Parker	15	Savannah State	Sept. 24, 1983
	Danny Metcalf	15	Troy State	Oct. 1, 1988
7.	Jimmy Francis	14	Mississippi College	Nov. 9, 1985
	Scott Mowry	14	Mississippi College	Nov. 7, 1987
	Danny Metcalf	14	Delta State	Nov. 3, 1990
	Larry Dean	14	Arkansas-Monticello	Oct. 23, 2010

Punt Return Yards

No.	Player	Yards	Opponent	Date
1.	Sherard Reynolds	168	Arkansas Tech	Sept. 23, 2006
2.	Sherard Reynolds	154	Southern Arkansas	Oct. 7, 2006
3.	Quin Roberson	129	Fort Valley State	Sept. 8, 2012
4.	Eric Doggett	119	Arkansas Tech	Sept. 26, 1998
5.	Tony Hill	104	Fort Valley State	Sept. 21, 1991
6.	Sherard Reynolds	103	North Alabama	Dec. 1, 2007
7.	Eric Doggett	102	Henderson State	Sept. 11, 1999
8.	Reggie Mosley	99	Fort Valley State	Sept. 2, 2000
9.	Reggie Mosley	97	Delta State	Sept. 21, 2002
10.	Eric Doggett	95	Arkansas Tech	Sept. 20, 1997

Kickoff Return Yards

No.	Player	Yards	Opponent	Date
1.	Derrick Harris	147	Georgia Southern	Nov. 19, 1983
2.	Wendell Olden	143	Carson-Newman	Sept. 6, 1997
3.	Matt Pierce	141	North Alabama	Nov. 12, 2011
4.	Aaron Jenkins	138	West Alabama	Oct. 26, 2002
5.	Vincent Brown	136	North Alabama	Oct. 23, 2004
6.	Reggie Mosley	131	North Alabama	Nov. 6, 1999
	Austin Scott	131	UNC-Pembroke	Nov. 7, 2013
8.	Willie Downs	125	West Alabama	Oct. 10, 2013
9.	Vincent Brown	124	Delta State	Oct. 2, 2004
10.	Reggie Mosley	122	Southern Arkansas	Sept. 15, 2001



VALDOSTA STATE FOOTBALL

INDIVIDUAL SINGLE GAME RECORDS

Longest Rush

No.	Player	Yards	Opponent	Date
1.	Dominique Ross	93	West Alabama	Oct. 1, 1994
2.	Aaron Jenkins	76	Ouachita Baptist	Nov. 3, 2001
3.	Tyran Robinson	75	West Georgia	Nov. 6, 2004
	David Arnold	75	Newberry	Sept. 11, 2010
	Troy Braswell	75	West Georgia	Oct. 29, 2011
6.	Vontrell Mitchell	73	Delta State	Nov. 1, 1997
	Austin Scott	72	Florida Tech	Oct. 5, 2013
8.	Dominique Ross	70	West Alabama	Oct. 1, 1994
9.	Michael Terry	69	Ouachita Baptist	Sept. 29, 2007
	Cedric O'Neal	69	Fort Valley State	Sept. 7, 2013

Longest Completion

No.	Quarterback	Receiver	Yards	Opponent	Date
1.	Chris Hatcher	Calvin Walker	90	UCF	Sept. 11, 1993
2.	Dusty Bonner	Reggie Mosley	89	West Alabama	Oct. 21, 2000
3.	Patrick Prewitt	Mike Bowman	88	Central Arkansas	Nov. 8, 1997
4.	Donnie Johnston	Nikko Cooper	85	North Alabama	Nov. 7, 1998
5.	Buster Faulkner	Reggie Mosley	82	Central Arkansas	Oct. 19, 2002
6.	Chris Hatcher	Robert Williams	81	Albany State	Nov. 19, 1994
	Lance Funderburke	Sean Pender	81	Gardner-Webb	Sept. 2, 1995
	Cayden Cochran	Gerald Ford	81	North Alabama	Oct. 13, 2012
9.	Chris Hatcher	Stanley Flanders	80	Delta State	Oct. 29, 1994
	Dusty Bonner	C.J. Lofton	80	West Alabama	Oct. 20, 2001

Longest Field Goal Made

No.	Player	FG Length	Opponent	Date
1.	Keith Moore	54*	Kentucky State	Sept. 21, 1985
2.	James Lightfoot	52	Arkansas-Monticello	Oct. 11, 1997
	Michael Green	52	West Georgia	Nov. 5, 2005
4.	Keith Moore	51	Clark Atlanta	Sept. 8, 1984
	Jack McTyre	51	Delta State	Nov. 3, 1990
	Daniel Andersen	51	North Alabama	Oct. 13, 2012
7.	Michael Green	49	Albany State	Sept. 3, 2005
	Daniel Andersen	49	Southern Arkansas	Sept. 12, 2009
	Daniel Andersen	49	Delta State	Oct. 20, 2012
10.	Five tied at	48		

Longest Punt

No.	Player	Yards	Opponent	Date
1.	Andy Gibbs	72	Delta State	Sept. 19, 1998
2.	Jack Fulford	69	West Alabama	Oct. 15, 2011
3.	Wayne DeVane	65	Arkansas-Monticello	Oct. 12, 1996
4.	Chad Mosley	64	Lees-McRae	Oct. 26, 1991
	David Ashby	64	Albany State	Nov. 19, 1994
	Jack Fulford	64	Southern Arkansas	Sept. 25, 2010
	Jack Fulford	64	Ouachita Baptist	Oct. 8, 2011
8.	Four tied at	63		

Longest Punt Return

No.	Player	Yards	Opponent	Date
1.	Quin Roberson*	94 (td)	Fort Valley State	Sept. 8, 2012
2.	Quin Roberson	81 (td)	Newberry	Sept. 8, 2011
3.	Roger King	80 (td)	North Alabama	Dec. 1, 2007
4.	Sherard Reynolds	78 (td)	Southern Arkansas	Oct. 7, 2007
5.	Eric Doggett	68	Arkansas Tech	Sept. 26, 1998
6.	Sherard Reynolds	65 (td)	North Alabama	Dec. 1, 2007
	Roger King	65 (td)	Henderson State	Oct. 11, 2008
8.	Derrick Harris	62 (td)	West Alabama	Nov. 12, 1983
	Willie Downs	62 (td)	Florida Tech	Oct. 5, 2013
10.	Roger King	61 (td)	Ouachita Baptist	Sept. 29, 2007

Longest Kickoff Return

No.	Player	Yards	Opponent	Date
1.	Aaron Jenkins	100 (td)	West Georgia	Nov. 11, 2000
2.	Billy Poole	99 (td)	West Alabama	Oct. 1, 1994
3.	Tyran Robinson	98 (td)	Carson-Newman	Nov. 22, 2003
4.	Sean Pender	97 (td)	Albany State	Nov. 23, 1996
	Vincent Brown	97 (td)	North Alabama	Oct. 23, 2004
	Willie Downs	97 (td)	West Alabama	Oct. 10, 2013
7.	Rodney Brown	96 (td)	Texas-El Paso	Sept. 16, 1995
	Matt Pierce	96 (td)	North Alabama	Nov. 11, 2011
	Matt Pierce	96 (td)	Winston-Salem State	Dec. 15, 2012
10.	Two tied at	91 (td)		

Longest Interception Return

No.	Player	Yards	Opponent	Date
1.	Sherard Reynolds	94 (td)	Fort Valley State	Aug. 23, 2008
2.	Shawn Harris	86 (td)	Southern Arkansas	Oct. 6, 2007
3.	Matt Pierce	85 (td)	West Alabama	Oct. 15, 2011
4.	Adrian Bryant	79 (td)	Arkansas-Monticello	Nov. 4, 2006
5.	Shaunta Dismuke	70 (td)	Delta State	Oct. 6, 2001
	Dominique Wheeler	70 (td)	Delta State	Nov. 2, 2013
7.	Wesley Brown	60	Texas A&M-Kingsville	Dec. 7, 2002
	Maurice Leggett	60 (td)	Henderson State	Oct. 8, 2005
9.	Keith Reddings	56 (td)	Delta State	Nov. 10, 1984
10.	Three tied at	55		

Longest Fumble Return

No.	Player	Yards	Opponent	Date
1.	Dee Williford	97 (td)	Southern Arkansas	Sept. 27, 2003
2.	Dominique Wheeler	86 (td)	Angelo State	Sept. 28, 2013
3.	Stevie Harden	62 (td)	Southern Arkansas	Sept. 25, 2010
4.	Maurice Leggett	57 (td)	Southern Arkansas	Oct. 7, 2007
5.	Tevin Davis	56 (td)	Florida Tech	Oct. 5, 2013
6.	Dudley Spence	55 (td)**	North Alabama	Nov. 15, 2008
7.	Matt Pierce	49 (td)	Newberry	Sept. 8, 2011
8.	Michael Flood	48	Albany State	Sept. 3, 2005
9.	Dee Williford	47 (td)	Florida Atlantic	Sept. 6, 2003
10.	Deon Searcy	46	East Tennessee State	Oct. 20, 1990

**Yardage came after a lateral by Jermel Daniels. Play covered 73 yards total.

Miscellaneous Single Game Records

Rushing Touchdowns	4	four times
Consecutive Completions	20	Chris Hatcher vs. New Haven, 10/08/94*
Passing Touchdowns	7	three times
Interceptions Thrown	5	Chris Hatcher vs. North Alabama, 11/06/93
Passes Without An Interception	56	Chris Hatcher vs. Mississippi College, 10/23/93
Receiving Touchdowns	6	Seantavius Jones vs. Delta State, 11/02/13
Total Touchdowns	6	Seantavius Jones vs. Delta State, 11/02/13
TDs Responsible For	8	Dusty Bonner vs. Delta State, 10/06/01 (2 Rush, 6 Pass)
Field Goals Attempts	5	Will Rhody vs. Central Arkansas, 09/25/04
Field Goals Made	5	Will Rhody vs. Central Arkansas, 09/25/04
Interceptions	3	Jimmy Francis vs. Bishop, 11/02/85
Sacks	4.0	three times
Fumbles Recovered	3	Anthony Newsome vs. Delta State, 10/08/83
Punts	11	Mike McCullough vs. UCF, 09/09/89
Average (min. 4 punts)	49.8	Terry Mallory vs. West Alabama, 10/19/85
Punt Returns	7	two times
Kickoff Returns	6	Ronnye Nelson vs. Delta State, 09/18/10

*Gulf South Conference record

2014 BLAZER RECORD BOOK

INDIVIDUAL RECORDS - SINGLE SEASON

Rushing Yards

No.	Player	Year	Att.	Net Yds	YPC	TD
1.	Aaron Jenkins	2001	199	1503	7.6	15
2.	Dominique Ross	1994	256	1473	5.8	13
3.	Vontrell Mitchell	1996	186	1355	7.3	3
4.	Aaron Jenkins	2002	214	1304	6.1	11
5.	Tyran Robinson	2004	213	1267	5.9	12
6.	Cedric O'Neal	2012	180	1198	6.7	14
7.	Michael Terry	2007	164	1107	6.8	12
8.	Dominique Ross	1993	167	1030	6.2	13
	Austin Scott	2012	175	1030	5.9	9
10.	Cedric O'Neal	2013	140	975	7.0	6

Rushing Touchdowns

No.	Player	Year	Att.	Net Yds	YPC	TD
1.	Aaron Jenkins	2001	199	1503	7.6	15
2.	Carlos Brown	1996	74	405	5.5	14
	Cedric O'Neal	2012	180	1198	6.7	14
4.	Dominique Ross	1994	256	1473	5.8	13
	Dominique Ross	1993	167	1030	6.2	13
6.	Michael Terry	2007	164	1107	6.8	12
	Tyran Robinson	2004	213	1267	5.9	12
	Vincent Brown	2004	129	856	6.6	12
	Ramon Allen	1990	211	957	4.5	12
10.	Aaron Jenkins	2002	214	1304	6.1	11
	Cayden Cochran	2012	100	350	3.5	11

Passing Yards

No.	Player	Year	Att.	Cmp.	TD	Yds
1.	Lance Funderburk*	1996	532	342	38	4226
2.	Dusty Bonner	2000	488	351	55	4126
3.	Chris Hatcher	1994	508	367	55	4076
4.	Dusty Bonner	2001	425	298	52	4037
5.	Buster Faulkner	2002	503	327	41	3826
6.	Lance Funderburk	1995	544	356	26	3706
7.	Chris Hatcher	1993	471	335	37	3651
8.	Barrett Wilkes	2003	431	272	26	3269
9.	Willie Copeland	2007	489	311	28	3160
10.	Fabian Walker	2004	417	299	23	3062

Completions

No.	Player	Year	Att.	Cmp.	TD	Yds
1.	Chris Hatcher*	1994	508	367	55	4076
2.	Lance Funderburk	1995	544	356	26	3706
3.	Dusty Bonner	2000	488	351	55	4126
4.	Lance Funderburk	1996	532	342	38	4226
5.	Chris Hatcher	1993	471	335	37	3651
6.	Buster Faulkner	2002	503	327	41	3826
7.	Willie Copeland	2007	489	311	28	3160
8.	Fabian Walker	2004	417	299	23	3062
9.	Dusty Bonner	2001	425	298	52	4037
10.	Barrett Wilkes	2003	431	272	26	3269

Passing Touchdowns

No.	Player	Year	Att.	Cmp.	TD	Yds
1.	Dusty Bonner*	2000	488	351	55	4126
	Chris Hatcher*	1994	508	367	55	4076
3.	Dusty Bonner	2001	425	298	52	4037
4.	Buster Faulkner	2002	503	327	41	3826
5.	Lance Funderburk	1996	532	342	38	4226
6.	Chris Hatcher	1993	471	335	37	3651
7.	Willie Copeland	2007	489	311	28	3160
8.	Willie Copeland	2006	372	250	27	2663
9.	Barrett Wilkes	2003	431	272	26	3269
	Lance Funderburk	1995	544	356	26	3706
	Cayden Cochran	2012	338	118	26	2710

Receptions

No.	Player	Year	Rec.	Yd.	YPC	TD
1.	Sean Pender*	1995	111	983	10.1	2
2.	Cedric Jones	2007	102	1171	11.5	10
3.	Sean Pender	1996	89	782	8.8	3
4.	Robert Williams	1994	86	1187	13.8	21
5.	Calvin Walker	1993	82	944	11.5	6
6.	Steve Greer	1994	81	829	10.2	7
7.	Reggie Mosley	2002	79	1295	16.4	15
8.	C.J. Lofton	2002	77	913	11.9	6
9.	C.J. Lofton	2000	76	862	11.3	13
10.	Calvin Walker	1992	71	867	12.2	8

Receiving Yards

No.	Player	Year	Rec.	Yds	YPC	TD
1.	Reggie Mosley	2002	79	1295	16.4	15
2.	Robert Williams	1994	86	1187	13.8	21
3.	Cedric Jones	2007	102	1171	11.5	10
4.	Rodney Brown	1996	61	1148	18.8	12
5.	Stanley Flanders	1994	70	1083	15.5	20
6.	Reggie Mosley	2001	65	1063	16.4	18
7.	Carl Armstrong	1982	61	1028	16.9	8
8.	Gerald Ford	2012	69	1026	14.9	13
9.	Reggie Mosley	2000	67	1016	15.2	12
10.	Carlos Johnson	2000	66	991	15.0	8

Receiving Touchdowns

No.	Player	Year	Rec.	Yds	YPC	TD
1.	Robert Williams*	1994	86	1187	13.8	21
2.	Stanley Flanders	1994	70	1083	15.5	20
3.	Reggie Mosley	2001	65	1063	16.4	18
4.	Reggie Mosley	2002	79	1295	16.4	15
5.	Nikko Cooper	1996	63	865	13.7	14
6.	C.J. Lofton	2000	76	862	11.3	13
	Gerald Ford	2012	69	1026	14.9	13
	Seantavious Jones	2012	51	922	18.1	13
	Seantavious Jones	2013	55	777	14.1	13
9.	Three with					12

Total Offensive Plays

No.	Player	Year	Plays	Rush	Pass	Yds
1.	Buster Faulkner*	2002	611	-313	3826	3513
2.	Lance Funderburk	1995	581	-157	3706	3549
3.	Lance Funderburk	1996	570	-59	4226	4167
4.	Willie Copeland	2007	569	171	3160	3331
5.	Chris Hatcher	1994	537	-121	4076	3955
6.	Dusty Bonner	2000	534	-161	4126	3965
7.	Fabian Walker	2004	513	403	3062	3465
8.	Chris Hatcher	1993	495	-119	3651	3532
9.	Barrett Wilkes	2003	487	-49	3269	3220
10.	Kellen Lewis	2009	481	485	2514	2999

Total Offensive Yards

No.	Player	Year	Plays	Rush	Pass	Yds
1.	Lance Funderburk*	1996	570	-59	4226	4167
2.	Dusty Bonner	2001	469	-2	4037	4035
3.	Dusty Bonner	2000	534	-161	4126	3965
4.	Chris Hatcher	1994	537	-121	4076	3955
5.	Lance Funderburk	1995	581	-157	3706	3549
6.	Chris Hatcher	1993	495	-119	3651	3532
7.	Buster Faulkner	2002	611	-313	3826	3513
8.	Fabian Walker	2004	513	403	3062	3465
9.	Willie Copeland	2007	569	171	3160	3331
10.	Barrett Wilkes	2003	487	-49	3269	3220

VALDOSTA STATE FOOTBALL

INDIVIDUAL RECORDS - SINGLE SEASON

Scoring Performances

No.	Player	Year	TD	PAT	FG	Pts.
1.	Aaron Jenkins	2001	21	0	0	126
	Robert Williams	1994	21	0	0	126
	Stanley Flanders	1994	21	0	0	126
4.	Will Rhody	2004	0	55	22	121
5.	Reggie Mosley	2001	19	1	0	116
6.	Will Rhody	2002	0	57	16	105
7.	Zac Williams	2007	0	65	13	104
8.	Tyran Robinson	2004	17	0	0	102
9.	Dominique Ross	1994	16	0	0	96
10.	Two tied with					94

Kickoff Return Average (min. 10 returns)

No.	Player	Year	No.	Yds	Avg.
1.	Derrick Harris	1983	21	610	29.0
2.	Reggie Mosley	1999	11	303	27.6
3.	Clifford Scott	1987	16	435	27.2
4.	Dervin Whatley	1986	11	288	26.2
5.	Tyran Robinson	2003	14	361	25.8
6.	Vontrell Smith	1996	17	436	25.6
7.	Calvin Walker	1991	12	300	25.0
8.	Sherard Reynolds	2005	15	367	24.5
9.	Reggie Mosley	2001	22	522	23.7
	Billy Poole	1994	12	284	23.7

Punt Return Average (min. 10 returns)

No.	Player	Year	No.	Yds	Avg.
1.	Sherard Reynolds	2006	30	496	16.5
2.	Quin Roberson	2012	24	394	16.4
3.	Eric Doggett	1999	32	452	14.1
4.	Roger King	2007	14	195	13.9
5.	Bama Adams	2004	13	174	13.4
6.	Sherard Reynolds	2007	24	320	13.3
7.	Quinn Roberson	2011	17	219	12.9
8.	Eric Doggett	1998	28	359	12.8
9.	Stanley Flanders	1994	13	158	12.2
10.	Regginald Lewis	2013	12	138	11.5



Punting Average

No.	Player	Year	No.	Yds	Avg.
1.	Terry Mallory	1985	72	3037	42.2
2.	Jack Fulford	2011	41	1718	41.9
3.	Jack Fulford	2010	62	2570	41.5
4.	Jack Fulford	2008	53	2162	40.8
5.	Chad Mosley	1991	27	1097	40.6
	Terry Mallory	1986	58	2355	40.6
7.	David Ashby	1994	32	1293	40.4
8.	Daniel Andersen	2012	51	2044	40.1
9.	Wayne DeVane	1995	41	1639	40.0
	Jack Fulford	2009	40	2002	40.0

Total Tackles

No.	Player	Year	UT	AT	Tot.
1.	Cliff Fouty	1982	20	135	155
2.	Jessie Tuggle	1986	42	87	129
3.	Chris Pope	2012	54	73	127
4.	Jimmy Brookins	1988	73	52	125
	Jimmy Francis	1985	63	62	125
	Lenny Parker	1984	62	63	125
7.	Lenny Parker	1983	47	76	123
8.	Larry Dean	2010	49	73	122
	William Montford	2007	48	74	122
10.	David Gilyard	1982	18	103	121

Interceptions

No.	Player	Year	Ints.	Yds	TD
1.	Dallis Smith	1986	9	53	0
2.	Stevie Harden	2010	8	229	4
3.	Chris Fowler	2002	7	35	0
	Sherard Reynolds	2007	7	176	0
5.	Harrison Dreiling	2010	6	72	0
	Dennis Smith	1986	6	53	0
7.	Six tied with		5		

Pass Deflections

No.	Player	Year	PDs
1.	Matt Pierce	2010	15
	Maurice Leggett	2006	15
	Elliott Burkes	2002	15
	Derek Braxton	2001	15
5.	Sherard Reynolds	2007	12
	Ced Dickerson	2002	12
	Deon Searcy	1988	12
	Dallis Smith	1983	12
9.	Five tied with		11

Sacks

No.	Player	Year	Sacks
1.	Richard Freeman	1997	14.0
	Antonio Edwards	1990	14.0
3.	Andre Hampton	1994	12.0
	Antonio Edwards	1991	12.0
	Robert Morris	1988	12.0
6.	Dewayne Smith	2002	11.5
7.	Marlin Adams	2002	10.5
8.	Four tied with		10.0

Tackles For Loss

No.	Player	Year	TFL
1.	Dewayne Smith	2002	30.0
2.	Artie Ulmer	1996	24.0
	Andre Hampton	1994	24.0
4.	Richard Freeman	1997	23.0
	Robert Morris	1988	23.0
6.	Arto Vartanian	1998	22.0
	Antonio Edwards	1990	22.0
8.	Antonio Speed	1998	21.0
9.	Jesse Sutton	1997	20.0
10.	Marlin Adams	2002	18.5

*Gulf South Conference record



2014 BLAZER RECORD BOOK

INDIVIDUAL RECORDS - CAREER

Rushing Yards

No.	Player	Years	Att.	Net Yds	YPC	TD
1.	Aaron Jenkins	2000-03	616	3859	6.3	34
2.	Dominique Ross	1992-94	576	3237	5.6	36
3.	Ramon Allen	1988-91	672	3071	4.6	26
4.	Tyran Robinson	2001-04	532	3029	5.7	24
5.	Vontrell Mitchell	1995-98	485	2655	5.5	11
6.	Cedric O'Neal	2012-13	320	2173	6.8	20
7.	Donnie Harrell	1985-88	407	1904	4.7	10
8.	Austin Scott	2012-13	271	1703	6.3	14
9.	Vincent Brown	2004-05	265	1624	6.1	18
10.	Michael Terry	2005-07	220	1475	6.7	14

Rushing Touchdowns

No.	Player	Years	Att.	Net Yds	YPC	TD
1.	Dominique Ross	1992-94	576	3237	5.6	36
2.	Aaron Jenkins	2000-03	616	3859	6.3	34
3.	Ramon Allen	1988-91	672	3071	4.6	26
4.	Tyran Robinson	2001-04	532	3029	5.7	24
5.	Cedric O'Neal	2012-13	320	2655	6.8	20
6.	Vincent Brown	2004-05	265	1624	6.1	18
7.	Cayden Cochran	2011-13	159	596	3.7	16
8.	Ronnye Nelson	2007-10	277	1449	5.2	14
	Michael Terry	2005-07	220	1475	6.7	14
	Carlos Brown	1996	74	405	5.5	14
	Austin Scott	2012-13	271	1703	6.3	14

Passing Yards

No.	Player	Years	Cmp.	Att.	Yds	TD
1.	Chris Hatcher	1991-94	1047	1529	11,363	121
2.	Lance Funderburk	1992-96	731	1127	8192	67
3.	Dusty Bonner	2000-01	649	913	8163	107
4.	Barrett Wilkes	2002-06	571	858	6296	44
5.	Willie Copeland	2006-07	561	861	5823	55
6.	Tye Cottle	1987-90	427	774	5593	50
7.	Cayden Cochran	2011-13	434	718	5196	46
8.	Buster Faulkner	2001-03	381	593	4213	44
9.	Mark Dace	1984-87	241	477	3459	25
10.	Fabian Walker	2004	299	417	3062	23

Completions

No.	Player	Years	Cmp.	Att.	Yds	TD
1.	Chris Hatcher*	1991-94	1047	1529	11,363	121
2.	Lance Funderburk	1992-96	731	1127	8192	67
3.	Dusty Bonner	2000-01	649	913	8163	107
4.	Barrett Wilkes	2002-06	571	858	6296	44
5.	Willie Copeland	2006-07	561	861	5823	55
6.	Cayden Cochran	2011-13	434	718	5196	46
7.	Tye Cottle	1987-90	427	774	5593	50
8.	Buster Faulkner	2001-03	381	593	4213	44
9.	Fabian Walker	2004	299	417	3062	23
10.	Mark Dace	1984-87	241	477	3459	25

Passing Touchdowns

No.	Player	Years	Cmp.	Att.	Yds	TD
1.	Chris Hatcher	1991-94	1047	1529	11,363	121
2.	Dusty Bonner	2000-01	649	913	8163	107
3.	Lance Funderburk	1992-96	731	1127	8192	67
4.	Willie Copeland	2006-07	561	861	5823	55
5.	Tye Cottle	1987-90	427	774	5593	50
6.	Cayden Cochran	2011-13	434	718	5196	46
7.	Barrett Wilkes	2002-06	571	858	6296	44
	Buster Faulkner	2001-03	381	593	4213	44
9.	Mark Dace	1984-87	241	477	3459	25
10.	Fabian Walker	2004	299	417	3062	23

Receptions

No.	Player	Years	Rec.	Yds.	YPC	TD
1.	Cedric Jones	2006-09	282	3177	11.3	21
2.	Sean Pender	1992-96	247	2072	8.4	9
3.	Reggie Mosley	1999-02	235	3738	15.9	48
4.	C.J. Lofton	1999-02	228	2724	11.9	32
6.	Randy Fisher	1986-89	185	2892	10.1	26
	Robert Williams	1991-94	185	2726	14.7	31
7.	Steve Greer	1991-94	179	2025	11.3	13
8.	Calvin Walker	1990-93	167	2026	12.1	15
9.	Seantavius Jones	2010-13	149	2374	15.9	33
10.	Aaron Jenkins	2000-03	137	1385	10.1	17

Receiving Yards

No.	Player	Years	Rec.	Yds.	YPC	TD
1.	Reggie Mosley*	1999-02	235	3738	15.9	48
2.	Cedric Jones	2006-09	282	3177	11.3	21
3.	Randy Fisher	1986-89	185	2892	10.1	26
4.	Robert Williams	1991-94	185	2726	14.7	31
5.	C.J. Lofton	1999-02	228	2724	11.9	32
6.	Seantavius Jones	2010-13	149	2374	15.9	33
7.	Sean Pender	1992-96	247	2072	8.4	9
8.	Calvin Walker	1990-93	167	2026	12.1	15
9.	Steve Greer	1991-94	179	2025	11.3	13
10.	Gerald Ford	2009-10, 2012	134	1880	14.0	21

Receiving Touchdowns

No.	Player	Years	Rec.	Yds.	YPC	TD
1.	Reggie Mosley*	1999-02	235	3738	15.9	48
2.	Seantavius Jones	2010-13	149	2374	15.9	33
3.	C.J. Lofton	1999-02	228	2724	11.9	32
4.	Robert Williams	1991-94	185	2726	14.7	31
5.	Stanley Flanders	1993-94	101	1581	15.7	30
6.	Randy Fisher	1986-89	185	2892	10.1	26
7.	Nikko Cooper	1996, 98	98	1446	14.8	21
	Cedric Jones	2006-09	282	3177	11.3	21
	Gerald Ford	2009-10, 2012	134	1880	14.0	21
10.	Rodney Brown	1995-96	95	1636	17.2	20

Total Offensive Yards

No.	Player	Years	Plays	Rush	Pass	Yds
1.	Chris Hatcher	1991-94	1642	-339	11,363	11,024
2.	Dusty Bonner	2000-01	1003	-163	8163	8000
3.	Lance Funderburk	1992-96	1206	-232	8192	7960
4.	Barrett Wilkes	2002-06	1012	37	6296	6333
5.	Willie Copeland	2006-07	997	126	5823	5949
6.	Cayden Cochran	2011-13	915	596	5196	5792
7.	Tye Cottle	1987-90	1034	44	5593	5549
8.	Mark Dace	1984-87	850	606	3459	4065
9.	Aaron Jenkins	2000-03	616	3859	0	3859
10.	Buster Faulkner	2001-03	723	-404	4213	3809

Scoring Performances

No.	Player	Years	TD	FG	PAT	Pts.
1.	Aaron Jenkins	2000-03	53	0	0	318
2.	Will Rhody	2002-04	0	51	158	308
3.	Reggie Mosley	1999-02	49	0	1	296
4.	Dominique Ross	1992-94	38	0	0	228
5.	Zac Williams	2006-08	0	24	131	203
6.	Keith Moore	1983-86	0	32	76	202
7.	Tyran Robinson	2001-04	33	0	0	198
8.	Seantavius Jones	2010-13	33	0	0	198
9.	C.J. Lofton	1999-02	32	0	2	196
10.	Daniel Anderson	2010-12	0	27	108	189

VALDOSTA STATE FOOTBALL

Kickoff Return Average (min. 20 returns)

No.	Player	Years	No.	Yds	Avg.
1.	Vontrell Mitchell	1995-98	23	572	24.9
2.	Matt Pierce	2009-12	38	918	24.2
3.	Clifford Scott	1987-90	26	627	24.1
4.	Calvin Walker	1990-93	28	670	23.9
5.	Derrick Harris	1983-84	48	1144	23.8
6.	Aaron Jenkins	2000-03	33	770	23.3
7.	Ronnye Nelson	2007-10	51	1170	22.9
8.	Eric Doggett	1997-99	27	612	22.7
9.	Vincent Brown	2004-05	39	774	22.2
10.	Sherard Reynolds	2005-08	25	551	22.0

Punt Return Average (min. 20 returns)

No.	Player	Years	No.	Yds.	Avg.
1.	Quin Roberson	2011-12	41	613	15.0
2.	Sherard Reynolds	2005-08	68	937	13.8
3.	Eric Doggett	1997-99	84	1071	12.8
4.	Roger King	2007-08	32	390	12.2
5.	Bama Adams	2002-04	46	546	11.9
6.	Stanley Flanders	1993-94	31	358	11.5
7.	Reggie Mosley	1999-02	63	532	8.4
	Tony Hill	1991-94	47	395	8.4
	Randy Fisher	1986-89	56	473	8.4
	Derrick Harris	1983-84	42	353	8.4

Punting (min. 60 punts)

No.	Player	Years	No.	Yds.	Avg.
1.	Jack Fulford	2008-11	206	8452	41.0
2.	David Ashby	1993-94	62	2476	39.9
3.	Terry Mallory	1983-86	272	10,732	39.5
4.	Wayne DeVane	1995-97	134	5119	38.2
5.	Chad Mosley	1991-92	72	2735	38.0
6.	Travis Tidwell	2004-05	118	4481	38.0
7.	Kenn Barnett	1999, 02-04	210	7903	37.6
8.	Brad Bauer	1982-84	63	2341	37.2
9.	Andy Gibbs	1998, 00	118	4331	36.7
10.	Steven Wright	2006-07	96	3485	36.3

Total Tackles

No.	Player	Years	UT	AT	Tot.
1.	Chris Pope	2010-13	161	211	372
2.	Larry Dean	2007-10	163	205	368
3.	Jessie Tuggle	1983-86	143	197	340
4.	Jesse Sutton	1995-98	119	180	299
5.	Ryan Branch	1993-96	156	142	298
6.	Ced Dickerson	1999-02	174	123	297
7.	Erasmus Harvey	1991-94	146	143	289
8.	Antonio Speed	1995, 97-99	139	148	287
9.	William Montford	2004-07	122	158	280
10.	Jeremy Grable	2010-13	120	139	259

Interceptions

No.	Player	Years	Ints.	Yds.	TD
1.	Dallis Smith*	1983-86	21	209	0
2.	Sherard Reynolds	2005-08	14	389	2
	Jimmy Francis	1982-85	14	160	0
4.	Deon Searcy	1987-90	12	73	0
5.	Wesley Brown	2000-03	10	220	0
	Tony Hill	1991-94	10	157	1
	Calvin Orr	1986-89	10	172	0
8.	Maurice Leggett	2004-07	9	170	2
	Chris Fowler	2002-03	9	35	0
	Ced Dickerson	1999-02	9	77	0
	Dennis Smith	1983-86	9	64	0
	Harrison Dreiling	2010-11	9	131	0

Pass Deflections

No.	Player	Years	PD
1.	Dallis Smith	1983-86	40
2.	Matt Pierce	2009-12	35
3.	Vaughn Clark	1996-99	28
4.	Deon Searcy	1987-90	27
5.	Ced Dickerson	1999-02	26
	Calvin Orr	1986-89	26
7.	Jimmy Francis	1982-85	25
8.	Maurice Leggett	2004-07	23
	Dennis Smith	1983-86	23
10.	Elliott Burkes	1999, 02-03	21
	Jarmal Stevens	1994-97	21

Sacks

No.	Player	Years	Sacks
1.	Andre Hampton	1991-94	34.0
	Antonio Edwards	1989-92	34.0
3.	Robert Morris	1986-89	29.0
4.	Marlin Adams	2000-03	28.0
5.	Richard Freeman	1996-97	22.0
6.	Antonio Speed	1995, 97-99	20.0
7.	Tim Thompson	2002-05	17.5
8.	Arto Vartanian	1997-98	16.0
9.	Lawrence Virgil	2010-13	15.5
10.	Tommy Johnson	1994-95	15.0

Tackles For Loss

No.	Player	Years	TFL
1.	Tim Thompson	2002-05	49.0
2.	Marlin Adams	2000-03	48.5
3.	Antonio Speed	1995, 97-99	41.0
4.	Jesse Sutton	1995-98	40.0
5.	Dewayne Smith	2001-02	39.0
6.	Larry Dean	2007-10	33.0
7.	Lawrence Virgil	2010-13	29.0
8.	Reggie Rhodes	2001-02	28.0
9.	Fatari Lyons	2001-02	27.0
	Robert Morris	1986-89	27.0

ACTIVE PLAYER



COACHING RECORDS

Victories - All Games

Coach	Years	W	L	T	PCT
Chris Hatcher	2000-06	76	12	0	.864
David Dean	2007-	60	21	0	.741
Hal Mumme	1993-96	40	17	1	.698
Mike Cavan	1986-91	37	22	2	.623
Mike Kelly	1997-99	15	16	0	.484
Jim Goodman	1982-84	15	17	1	.470
Jim Berryman	1985	5	6	0	.455
Mark Nelson	1999	0	2	0	.000

Winning Percentage - All Games

Coach	Years	W	L	T	PCT
Chris Hatcher	2000-06	76	12	0	.864
David Dean	2007-	60	21	0	.741
Hal Mumme	1993-96	40	17	1	.698
Mike Cavan	1986-91	37	22	2	.623
Mike Kelly	1997-99	15	16	0	.484
Jim Goodman	1982-84	15	17	1	.470
Jim Berryman	1985	5	6	0	.455
Mark Nelson	1999	0	2	0	.000

Victories - Gulf South Conference Games

Coach	Years	W	L	T	PCT
Chris Hatcher	2000-06	56	6	0	.903
David Dean	2007-	32	15	0	.681
Mike Cavan	1986-91	29	15	2	.652
Hal Mumme	1993-96	24	10	1	.700
Mike Kelly	1997-99	12	12	0	.500
Jim Goodman	1982-84	7	14	0	.333
Jim Berryman	1985	3	5	0	.375
Mark Nelson	1999	0	2	0	.000

Winning Percentage - Gulf South Conference Games

Coach	Years	W	L	T	PCT
Chris Hatcher	2000-06	56	6	0	.903
David Dean	2007-	32	15	0	.681
Hal Mumme	1993-96	24	10	1	.700
Mike Cavan	1986-91	29	15	2	.652
Mike Kelly	1997-99	12	12	0	.500
Jim Berryman	1985	3	5	0	.375
Jim Goodman	1982-84	7	14	0	.333
Mark Nelson	1999	0	2	0	.000

2014 BLAZER RECORD BOOK

BAZEMORE-HYDER STADIUM RECORDS

INDIVIDUAL RECORDS

TEAM RECORDS

Rushing

Attempts: 35 by Tregnel Thomas of Delta State Nov. 1, 1997
Yards: 263 by Vontrell Mitchell of VSU Nov. 9, 1996
Long Rush: 81 by Travis Horn of Arkansas Tech Sept. 26, 1998
Touchdowns: 3 on eight occasions

Passing:

Attempts: 66 by Dane King of Henderson State Oct. 8, 2005
Completions: 45 by Chris Hatcher of VSU Oct. 23, 1993
Yards: 497 by Dusty Bonner of VSU Nov. 17, 2001
Touchdowns: 7 on three occasions
Interceptions: 5 on two occasions

Receiving:

Receptions: 20 by Sean Pender of VSU Nov. 4, 1995
Yards: 319 by Kyle Henderson of West Alabama Oct. 26, 2002
Touchdowns: 4 on four occasions
Long Reception: 94 by Robert Armstrong of Texas A&M-Kingsville Nov. 1, 2012

Total Offense

Yards: 508 by Scott Eyster of Delta State Oct. 2, 2004

Defense:

Tackles: 21 by Chris Pope of VSU Dec. 1, 2012
Tackles for Loss: 5.0 Lawrence Virgil of VSU Nov. 24, 2012
Sacks: 4.0 on two occasions
Interceptions: 3 on two occasions
Long Return: 94 by Sherard Reynolds of VSU Aug. 23, 2008
Fumbles Forced: 3 by Tyler Josey of VSU Nov. 1, 2012
Fumbles Recovered: 2 on two occasions
Long Return: 86 by Dominique Wheeler of VSU Sept. 28, 2013

Scoring:

Touchdowns: 4 on four occasions
Points: 24 on four occasions
PAT Attempts: 10 by Daniel Andersen of VSU Nov. 7, 2009
PAT Made: 10 by Daniel Andersen of VSU Nov. 7, 2009
FG Attempted: 4 on three occasions
FG Made: 4 by Michael Green of VSU Oct. 20, 2005
Long FG: 54 by Keith Moore of VSU Sept. 21, 1985

Punting:

Punts: 11 on five occasions
Total Yards: 435 by Jeff Carpenter of West Georgia Nov. 5, 2005
Average: 54.0 by Andrew Jones of Delta State Oct. 20, 2012
Long Punt: 65 by Andrew Jones of Delta State Oct. 20, 2012

Punt Return:

Total Yards: 168 by Sherard Reynolds of VSU Sept. 23, 2006
Touchdowns: 1 on four occasions
Long Return: 94 by Quin Roberson of VSU Sept. 8, 2012

Kickoff Returns:

Total Yards: 196 by Michael Allen of West Alabama Oct. 21, 2000
Touchdowns: 1 on nine occasions
Longest Return: 98 by Tyran Robinson of VSU No. 22, 2003

Rushing:

Attempts: 68 by Jacksonville State Sept. 24, 1988
Yards: 352 by VSU vs. Edward Waters Sept. 29, 2012
Touchdowns: 7 by VSU on two occasions

Passing:

Attempts: 68 by VSU vs. St. Ambrose Oct. 14, 1995
Completions: 48 by VSU vs. St. Ambrose Oct. 14, 1995
Yards: 508 by VSU vs. St. Ambrose Oct. 14, 1995
Touchdowns: 7 on three occasions

Total Offense

Yards: 674 by Delta State Oct. 2, 2004

Defense:

Interceptions: 5 on two occasions
Int. Return Yards: 105 by North Alabama Nov. 12, 2005
Fumbles Forced: 5 by VSU vs. Carson-Newman Nov. 15, 2008
Fumble Recoveries: 4 on five occasions
Return Yards: 86 by VSU vs. Angelo State Sept. 28, 2013

Scoring:

Touchdowns: 10 by VSU on two occasions
Points: 70 by VSU vs. Edward Waters Nov. 7, 2009
PAT Attempts: 10 by VSU on two occasions
PAT Made: 10 by VSU vs. Edward Waters Nov. 7, 2009
FG Attempted: 4 on three occasions
FG Made: 4 by VSU vs. North Alabama Oct. 20, 2005

Punt Return:

Total Yards: 202 by VSU vs. Arkansas Tech Sept. 23, 2006
Touchdowns: 2 by VSU vs. North Alabama Dec. 1, 2007

Kickoff Returns:

Total Yards: 243 by Edward Waters Nov. 7, 2009
Touchdowns: 1 on nine occasions

Miscellaneous:

First Downs: 34 by Delta State Oct. 2, 2004
Penalties: 19 by VSU vs. Arkansas-Monticello Oct. 11, 1997
Penalty Yards: 170 by VSU vs. Albany State Aug. 28, 1999



Valdosta State is regularly among the national leaders in home football attendance